

# MPSSAA 2019 STATE FOOTBALL Media Information Guide

*Respect  
The Game*



## 46th Annual Maryland State Football Championships

**State Semifinals**  
**November 29 & 30**

**State Finals**  
**Dec. 5, Dec. 6, & Dec. 7**

# **John H. Cox**

## **“Respect The Game” Football Sportsmanship Award**



John Cox former chairman of the MPSSAA Football Committee passed away on October 1, 2007, following a long battle with cancer.

John served as football tournament chairman from 1988 to 2006. His tenure was marked by two expansions of the state football tournament. The first expansion came in 1985 while he was co-chairman of the football committee as the tournament moved from four teams per classification to eight teams. In 2003, the tournament expanded for a second time, increasing to 16 teams per classification.

John also served on the National Federation Football Rules Committee as chairman of the Equipment Committee. His leadership on the rules committee was responsible for many significant revisions of high school rules.

John's passion and commitment to the sport of football as well as his sense of fair play and sportsmanship leaves a lasting legacy on the MPSSAA and especially the sport he loved.

In his honor, the MPSSAA Football Committee has established the “John H. Cox Respect the Game Football Award.” The award is presented to the school that displays the best overall sportsmanship while competing in the football championship game. Players, Coaches, Cheerleaders, Bands and Fans can Respect the Game by emulating the values John Cox brought to our state.



### **John H. Cox Football Sportsmanship Award**

#### **2018 Recipient:**

**Frederick Douglass-PG Eagles**

#### **Previous Winners:**

2007--Arundel

2008--Linganore

2009--Eastern Technical

2010--Middletown

2011--Douglass-PG

2012--Middletown

2013--Patuxent

2014--Douglass-PG

2015--Howard

2016--Havre de Grace

2017--Dr. Henry A. Wise, Jr.









# FOOTBALL STATE CHAMPIONSHIPS



## Team Roster

#	Name	Ht.	Yr.	Pos.
1	Boddie, Jr., Keith	5'11	11	WR/DB
2	Sauray, Jayden	6'0	10	QB
3	Farooq, Jalil	6'1	11	WR/DB
4	Strong, Dorian	6'1	12	WR/CB
5	Clardy, Kiysean	5'11	12	WR/S
6	Jernigan, Kaden	5'10	11	RB/S
7	Morales, Anthony	5'10	12	RB/S
8	Johnson, Joseph	5'8	11	RB/CB
9	Akojie, Osaghale	6'0	12	WR/DB
10	Kellman, Terron	5'9	10	RB/S
11	Williams, Jeremiah	5'8	10	WR/CB
12	Greenleaf, Jackson	5'11	12	QB/S
13	Washington, Devin	5'8	11	WR/CB
14	Bumpass, Jamil	6'0	11	WR/CB
15	Bishop, Jamil	5'8	11	WR/CB
16	Joseph, Joron	5'8	11	WR/CB
18	Wright, Benjamin	6'0	12	TE/DE
20	Johnson, Jayden	5'10	11	RB/S
21	Williams, Jaylin	5'10	11	RB/S
22	Thomas, Amar	6'1	10	TE/DE
23	Gainous, III, Rodney	6'0	12	RB/ILB
24	Bumpass, Jamar	6'0	11	WR/CB
26	Hughes, Lonnell	5'5	12	RB/CB
27	Unthank, Tai	6'2	11	TE/DE
28	Mejicanos, Kevin	5'8	11	K
29	Traore, Mamadou	6'0	11	TE/DE
32	Smith, Jourdan	6'1	11	QB/S
33	White, Tracey	5'11	12	FB/ILB
34	Sommariba, Maximus	5'10	12	OG/DE
35	Gilbert, John	6'1	11	FB/ILB
45	Braswell, Quintae	5'10	10	RB/S
46	Parker, Kanye	5'10	10	FB/ILB
50	Porter, Kamrin	6'2	12	OT/DT
51	Moore, Joshua	6'2	10	C/DT
52	Boyden, Robert	5'10	12	OG/DT
53	Jackson, Rashard	5'11	12	OG/DT
54	Taft, Elijah	5'11	10	OG/DT
55	Okocha, Lawrence	6'0	12	OG/DT
56	Holt, Myles	6'2	11	OG/DT
57	Cabral, Alexander	6'0	10	C/DT
58	Thomas, Damari	5'8	11	C/DT
70	Miller, Christopher	6'3	10	OT/DT
71	Odukoya, Oluwafemi	6'2	10	OT/DT
72	Farmer, Craig	6'2	12	OT/DT
73	Philpot, Darrius	5'8	11	C/DT
75	Harris, Mikael	6'0	10	OG/DT
76	Yates, Jordan	5'10	12	OG/DT
81	McIlwain, Elijah	6'0	11	WR/S
82	Hankerson, Devin	5'8	11	RB/CB
88	Ellis, Kani	5'8	11	RB/S
89	Rutherford, Aaron	6'0	11	TE/DE

## #2 Dr. Henry A. Wise, Jr.

School Information	
SCHOOL SYSTEM:	Prince George's County
LOCATION:	Upper Marlboro
HEAD COACH:	DaLawn Parrish
ASSISTANTS:	Stuart Broome, Lester Overton, Lee Rapp, Steve Rapp, Derrick Smith, Charles Thomas, Erick Tyronne, Michael Parrish, Christopher Bethea, William Wood, Preston McGilvery, Kalen Powell, Carlos Buchanan
MANAGERS:	Aja Deal, Denali Green, Araina Shields, Alana Smith, Aronna Eggleston
PRINCIPAL:	Jeffrey Parker
ATHLETIC DIRECTOR:	Jason Gordon
NICKNAME/MASCOT:	Pumas
SCHOOL COLORS:	Royal Blue/Gold/Black

## #4 Northwest

School Information	
SCHOOL SYSTEM:	Montgomery County
LOCATION:	Germantown
HEAD COACH:	Mike Neubeiser
ASSISTANTS:	Bucky Clipper, Nathan Cooper, Kevin Corpuz, Dane Fisher, Miles Gray, Travis Hawkins, Jacquis McCray, Andrew Mele, Joe Mencarini, Pat O'Donnell, Fran Parry, Chris Patterson, Chris Samuel
MANAGERS:	Sienna Bridges, Cole Price, Ayah Rahman, Jamilah Watson
PRINCIPAL:	James N. D'Andrea
ATHLETIC DIRECTOR:	Anne Rossiter
NICKNAME/MASCOT:	Jaguars
SCHOOL COLORS:	Black/Silver

## Team Roster

#	Name	Ht.	Yr.	Pos.
1	Williams, Isiah	5'10	12	WR/DB
2	Perry, Dominique	6'3	12	TE/DE
3	Prather, Kaden	6'4	11	WR
4	Black, Izajah	5'8	12	RB/LB
5	Morse, Jordan	6'0	11	QB
6	Terry, Ajahni	5'7	12	RB/LB
7	Bartolomeo, Logan	5'10	12	WR/S
8	Anderson, Devon	6'0	10	WR/S
9	Bruno, Joseph	6'0	12	RB/LB
10	Beach, Ryan	5'6	12	WR
11	Herrington, William	6'1	11	QB/LB
12	Edwards, Tyree	5'9	11	RB/DB
13	Lorflis, Darius	6'0	10	WR/CB
14	Morris, Jovan	5'9	11	WR/DB
15	Adewi, Shalom	5'10	11	WR/S
16	Mbuthia, Brian	6'0	9	QB
17	Colleymore, Darius	6'0	10	WR/DB
18	Bridges, Roderick	5'11	12	LB
19	Photonakis, Andrew	5'11	11	WR
21	Johnson, M.J.	5'10	10	WR/DB
22	Adames, Derek	5'10	10	WR/DB
23	Azim, Samad	5'9	11	LB
24	Pumphry, Romell	5'6	11	RB/LB
25	Mireku, Eddie	5'8	11	CB
26	Howard, B.J.	5'10	11	FS
27	Tiongson, Juean	5'6	12	FB/LB
28	Estrada, Ariel	5'9	11	WR/CB
29	Nichols, Brian	6'2	11	TE/LB
32	Berns, Kosta	5'8	12	RB/LB
33	Mozumdor, Tamhid	5'7	11	WR
34	Tran, Jayden	5'10	11	TE/DE
36	Lazo, Fernando	5'10	12	K
42	Denner, Tyler	6'0	11	TE/DE
43	Wolff, Jake	5'8	11	TE/LB
44	Woods, Cryst	5'7	10	RB/NG
49	Munday, Christian	5'7	12	CB
50	Sandy, Sam	6'0	12	OL/DL
51	Azim, Humza	5'11	9	LB
52	Offutt, Kortez	5'11	12	OL/DL
53	Vich, Noah	5'10	10	OL/DL
54	Tucker, Ramar	6'2	12	OL/DL
55	Diomi, Patrick	5'11	12	OL/DL
56	Irarte, Kevin	5'10	9	LB
57	Garcia, William	5'11	11	OL/DL
58	Beckwith, Aaron	6'3	12	OT/DE
59	Lynn, Jackson	6'3	10	OT/DT
60	Nunez, Jonathan	5'10	11	OL/DL
61	Nelsen, Xavier	6'2	11	OL/DL
66	Meyers, Jack	5'7	11	OL/DL
68	Vich, Riley	5'9	11	OL/DL
69	Sackett, Sean	6'0	12	OL/DL
70	Hutson, Mike	6'0	12	OL/DL
72	Kang, Peter	6'0	11	OL/DL
75	Dardin, Josh	5'9	10	OL/DL
79	Adams, Spencer	6'1	10	OL/DL
80	Middleton, Marcus	6'3	9	WR/OLB
81	Wallmark, John	5'11	11	WR/DB
85	Landis, Daniel	6'0	10	TE/LB
87	Arnold, Jake	5'8	10	RB/DB
88	Robinson, Evan	5'11	11	WR
99	Price, Ethan	5'10	10	LB

**2019 MPSSAA Class 4A State Final Game**  
**Friday; December 6, 2019**  
**Navy-Marine Corps Memorial Stadium**







# FOOTBALL STATE CHAMPIONSHIPS



## Team Roster

#	Name	Ht.	Yr.	Pos.
2	Samayoa, Johan	5'9	12	WR/DB
3	McClure, Xander	5'10	11	RB/DB
4	Domroe, Brady	5'11	11	RB/DB
5	Hayslett, Nick	5'9	12	RB/DB
6	Bruscia, Joey	5'11	12	RB/LB
7	Conner, Timmy	5'10	10	QB/DB
8	Mitchell, Cole	6'5	11	TE/DE
9	Ross, Max	5'9	12	WR/DB
10	Coletti, Will	5'10	12	WR/DB
11	Barthlow, Ryan	6'1	12	WR/LB
14	Thompson, Ethan	5'10	11	QB/LB
15	Schiller, Matt	6'4	12	WR/DE
16	Bedard, Kyle	5'8	12	WR/DB
17	Heitzig, Harry	6'1	12	QB/LB
18	Dickenson, Frank	5'8	11	RB/LB
19	Arnett, Trevor	5'10	11	WR/DB
21	Musselman, Ben	5'11	12	RB/DB
22	Mullineaux, Drew	6'0	11	WR/DB
24	Zirkle, Joel	5'9	11	WR/LB
27	Blache, Ethan	5'9	12	WR/LB
28	Keisling, Zack	6'0	11	WR/LB
29	Naill, Brock	6'0	11	WR/DB
31	Pauley, Alex	6'1	11	WR/LB
32	Pfaff, John	6'0	12	WR/DB
33	Parkhurst, Hayden	6'0	10	RB/LB
34	Scott, Tyler	5'9	11	RB/LB
38	Skowron, Zach	6'1	12	WR/DB
40	Vance, Nick	6'0	11	RB/LB
41	Little, Josh	5'8	10	RB/LB
42	Allnut, Dylan	5'10	10	QB/DB
43	Young, Andrew	6'3	10	WR/DB
44	Lynch, Devin	5'11	11	WR/DB
45	Everett, Adam	6'2	11	TE/LB
47	Rein, Adam	5'9	10	RB/DB
48	Guglielmo, Michael	6'0	10	RB/LB
49	Stansbury, Cole	6'1	10	TE/LB
50	Reid, Colby	5'10	11	OL/DL
51	Hardesty, Kai	6'2	11	OL/DL
53	Ruch, Graeson	6'3	12	OL/DL
54	Hilton, Jeremy	6'0	12	OL/DL
55	Keith, Dustin	6'3	12	OL/DL
56	Perry, Kyle	6'2	11	OL/DL
60	Eckloff, Brandon	6'0	10	OL/DL
62	Collingham, Ryan	6'1	10	OL/DL
64	Ruch, Quinn	6'1	10	OL/DL
65	Iwanski, Nick	6'1	12	OL/DL
66	Schultz, Chase	6'0	10	OL/DL
67	Jenkins, Cameron	5'11	11	OL/DL
68	Bailey, Zane	5'9	10	RB/DL
70	Hopkins, Joel	5'10	9	OL/DL
71	Hummel, Scott	6'4	11	OL/DL
72	Amaya, Jose	5'10	12	OL/DL
73	Willett, Tyler	5'11	10	OL/DL
77	Wilhelm, Evan	5'10	11	OL/DL
78	Hopkins, Tim	5'10	12	OL/DL
79	Engel, Nate	6'0	10	RB/DL
81	Eddins, James	6'0	11	WR/LB
83	Higgins, Billy	5'11	12	WR/LB
86	Glynn, Riley	6'1	11	WR/LB
88	Parker, Mitchel	6'0	11	TE/DE
90	McEntire, Jacob	6'0	10	WR/DB
95	Sachar, Josh	5'10	10	WR/DB
99	Gardner, Graham	5'11	11	WR/DB

## #2 Linganore

School Information	
SCHOOL SYSTEM:	Frederick County
LOCATION:	Frederick
HEAD COACH:	Rick Conner
ASSISTANTS:	Chris O'Connor, Scott Willett, Mike Rich, Herman King, Rich Thompson, Jordan Dixon, Duane Musselman, Bill Eckard, Jason Shipley
MANAGERS:	Ward Kline, Tyler Easterday, Ethan Arneson, Kylie Hoiberg, Daniel O'Connor
PRINCIPAL:	Nancy Doll
ATHLETIC DIRECTOR:	Sonny Joseph
NICKNAME/MASCOT:	Lancers
SCHOOL COLORS:	Red/Black


## #4 Damascus

School Information	
SCHOOL SYSTEM:	Montgomery County
LOCATION:	Damascus
HEAD COACH:	Eric Wallich
ASSISTANTS:	Gregg Frazier, Bill Burns, Dean Swink, Kevin Tehaan, Jimmy Westbrooks, Jason Sprankle, Andy Beall, Connor Frazier, Alex Nelson, Jas Rouson
MANAGERS:	Doug Dye, Austin Garbett, Rick Garbett, Ben Hayes, Kevin Pugh, Alyssa Gibson, Trey Wallich, Reese Wallich, Nathan Furgeson
PRINCIPAL:	Kevin D. Yates
ATHLETIC DIRECTOR:	Cliff Elgin
NICKNAME/MASCOT:	Hornets
SCHOOL COLORS:	Green/White/Gold

## Team Roster

#	Name	Ht.	Yr.	Pos.
2	Furgeson, Timmy	6'2	12	WR/OLB
3	Hess, Brendan	5'10	12	WR/S
4	Murray, Preston	6'1	12	WR/CB
5	O'Neil, Michael	6'0	12	QB
6	Ward, J.P.	5'8	12	RB/S
7	Leslie, Cole	6'0	12	RB/ILB
8	Baires, Junior	5'9	12	K
9	Mami, Marcel	6'0	11	FB/ILB
10	Sabri, Malek	6'1	11	TE/OLB
11	Bell, Isiah	6'1	12	WR/CB
12	Mendez, Diego	6'4	11	WR
13	Beall, Cade	6'0	10	OLB
16	Wentzlaff, Logan	5'11	11	WR
20	Bailey, Cole	5'10	11	FB/ILB
21	Ambush, Austin	6'3	12	WR/S
22	Bruno, Ricky	5'11	11	WR/CB
24	McCullough, Luke	6'1	12	RB/S
25	McKneely, Joe	5'9	11	WR/CB
26	Shaw, Chris	6'0	11	RB/CB
27	Holt, Seth	5'10	12	WR/CB
28	DelBorrello, Mickey	5'10	11	RB/CB
29	Vargas, Aiden	5'9	11	RB
30	Hess, Michael	6'0	11	WR
32	Walker, Skye	5'6	11	RB/S
33	Hess, Dominic	5'10	9	WR/S
34	Velez, Justin	6'0	10	RB/ILB
35	Mills, Martin	5'10	10	QB
36	Panameno, Michael	5'10	9	RB
37	Delcid, A.J.	5'8	10	WR
39	Reed, Devin	5'8	10	FB/ILB
40	Imes, Khamani	5'9	10	RB
41	Dunathan, Dillon	6'0	9	RB/OLB
42	Kier, Cagen	5'10	11	RB/LB
44	O'Brian, Sam	6'2	11	TE/OLB
46	Stanley, Will	5'10	11	ILB
50	Solis, Ben	6'1	12	OL/DL
51	Bowen, Khalil	6'3	12	OL/DL
52	Ortiz, Philip	6'0	12	OL/DL
53	Linthicum, Ryan	6'4	11	OL/DL
54	Douglas, Zach	5'11	12	OL/DL
55	Bresee, Brian	6'5	12	OL/DL
57	Beall, Aiden	5'11	12	OL/LB
59	Mesa, Max	5'8	11	OL/DL
60	Salazar, Drayson	5'10	12	OL/DL
61	Younkins, Ian	5'10	11	OL/DL
62	Sosa, Frankie	5'10	11	OL/DL
63	Shank, Connor	5'10	10	OL/DL
65	Hull, Niko	6'0	10	OL/DL
66	Matthews, Dre	6'6	12	OL/DL
70	Hottel, Dustin	5'6	9	OL/ILB
71	Eslaquit, Gabe	5'10	11	ILB
72	Butler, Aiden	6'0	9	OL/DL
73	Manchester, Sean	5'10	10	OL/DL
75	Henderson, Jamari	6'2	12	OL/DL
76	Tucker, Mario	5'10	10	OL/DL
78	Harris, Michael	6'1	12	OL/DL
80	Rodriguez, Ryan	5'10	11	S
81	Ayo-Durojaiye, Numi	6'1	11	WR/S
82	Vargas, Justin	5'11	11	CB
85	Djouha, Dequan	5'11	11	WR/CB
86	Ferguson, Noah	6'2	9	OL/DL
88	Zeighani, Tommy	5'11	9	WR/DB
99	Terry, Will	5'11	9	TE/DL

**2019 MPSSAA Class 3A  
State Final Game  
Thursday; December 5, 2019  
Navy-Marine Corps Memorial Stadium**



**MEDIA INFORMATION FORM FOR ALL REGION CHAMPIONS  
MPSSAA MARYLAND STATE FOOTBALL TOURNAMENT**

**State Semifinalists (Winners of the State Quarterfinal games): Please fill out form as accurately as possible and email to jill.masterman@maryland.gov by 3 PM on Monday, 11/25.**

SCHOOL Linganore NICKNAME Lancers COLORS Red & Black  
 HEAD COACH Rick Conner TEAM RECORD (THROUGH REGIONALS) 11-1  
 YEARS AS HEAD COACH AT THIS SCHOOL 18 RECORD AS HEAD COACH AT THIS SCHOOL 174-45

STATISTICAL LEADERS														
<b>RUSHING</b>							<b>PASSING</b>							
NAME	ATT	YDS	AVG	TD	LONG	NAME	ATT	COMP	PCT	YDS	TD	INT		
Xander McClure	247	2143	8.7	18	85	Joey Bruscia	30	17	55	330	1	2		
Brady Domroe	93	676	7.5	15	94	Timmy Conner	36	22	60	248	3	3		
Joey Bruscia	46	298	6.5	4	39									
<b>RECEIVING</b>							<b>SCORING</b>							
NAME	NO	YDS	AVG	TD	LONG	NAME	TD	FG	XP1	XP2	SAF	TOT		
Johan Samayoa	12	171	14	1	36	Xander McClure	18			1		110		
Matt Schiller	8	114	14	2	32	Brady Domrow	15					90		
Will Coletti	6	66	11	1	39	Ethan Thompson		4	43			55		
<b>TACKLES</b>							<b>KICKOFF RETURNS</b>							
NAME	UT	AT	TT				NAME	NO	YDS	AVG	TD	LONG		
Dustin Keith	39	17	56	UT - Unassisted Tackle AT - Assisted Tackle TT - Total Tackles				Xander McClure	8	243	30	1	88	
Cole Mitchell	32	17	49					Johan Samayoe	15	420	27	1	88	
Brady Domroe	34	12	46					<b>PUNT RETURNS</b>						
Will Coletti	27	14	41					NAME	NO	YDS	AVG	TD	LONG	
Joey Bruscia	23	17	40					Will Coletti	5	92	18.4		22	
Ryan Barthlow	28	11	39					<b>FIELD GOALS</b>						
Harry Heitzig	27	12	39					NAME	10-29	30-39	40 +	Total	LONG	
Drew Mullinuau	22	14	36					A/M	A/M	A/M	A/M			
Graeson Ruch	17	12	29				Ethan Thompson	2/2	2/2			39		
<b>INTERCEPTIONS</b>							<b>QB SACKS</b>							
NAME	NO	TD					NAME	NO						
Ryan Barthlow	4	1					D Keith	9						
Will Coletti	5	0					C. Mitchell	7						
<b>OTHER INDIVIDUAL DEFENSIVE STATS</b>							<b>OTHER INDIVIDUAL OFFENSIVE STATS</b>							
<b>TEAM NOTES</b>														

Basic offensive & defensive formation; team strengths; honors earned; college prospects; winning streaks; standouts, etc.  
 (Example: Team in playoffs for 7th straight yr ... defensive front averages 231 pounds per man ...running game is very strong...)

3rd consecutive appearance in state semi-finals

LHS has won 6 state titles '89, '91, '95, '03, '09, '17.











# FOOTBALL STATE CHAMPIONSHIPS




Team Roster				
#	Name	Ht.	Yr.	Pos.
2	Porter, Cole	6'2	12	WR/DB
3	Walker, Brian	6'4	12	WR/DE
4	Flook, Vince	6'2	10	WR/DE
5	Nelson, J.D.	5'11	12	RB/LB
6	Houck, Jason	6'1	11	WR/DB
7	Poffenbarger, Reese	6'2	12	QB/DB
8	Meyer, Conner	5'11	11	RB/LB
9	Mancini, Matthew	6'0	11	WR/DB
10	Fortunato, Noah	5'8	11	WR/DB
11	Doreen, Colby	6'5	12	TE/DL
12	Queen, Gage	6'1	11	WR/DB
15	Stewart, Dalton	5'8	11	WR/DB
17	Malko, Brandon	5'10	12	WR/DB
18	Sheng, Riley	5'10	11	WR/DB
19	Lawrence, Quentin	5'10	11	WR/DB
20	Remaekers, Bryce	5'8	11	WR/DB
21	Huskey, Jalen	6'2	10	WR/DB
22	Fisher, Kadin	5'9	11	RB/DB
24	Diaz, Christain	5'11	11	RB/LB
28	Cheairs, Clarke	5'10	10	RB/DB
33	Morgan, Will	5'10	10	RB/DB
36	Dennis, Jeremiah	5'10	10	RB/DB
37	Lynott, Keith	6'0	10	QB/DE
43	Stitley, Jacob	5'11	11	RB/LB
45	Clipp, Dwayne	5'10	10	RB/LB
46	McHugh, Paul	5'11	11	TE/DE
47	Summers, Landon	5'11	10	RB/DL
50	Noble, Owen	6'0	12	OL/LB
51	Lawson, Halsey	6'1	10	OL/DL
52	Brady, Zach	6'1	11	OL/DL
56	Hoy, Chad	6'0	10	OL/DL
58	Doody, Mason	6'4	12	OL/DE
59	Hoyt, Braden	5'11	12	OL/LB
60	Kolega, Drew	5'11	10	OL/LB
62	Moran, Logan	5'10	10	OL/DL
65	Green, Vince	6'0	11	OL/DL
66	Joseph, Aidan	6'1	12	OL/DL
67	Soluri, Michael	6'0	10	OL/DL
68	Atkinson, Brian	5'10	12	OL/DL
70	Lynch, Lars	6'0	12	OL/DL
72	Schmeil, Ethan	6'0	11	OL/DL
80	Bolton, Jacob	6'0	11	WR/DE
88	Berger, Eli	5'8	12	WR/DB

#6 Middletown	
School Information	
SCHOOL SYSTEM:	Frederick County
LOCATION:	Middletown
HEAD COACH:	Collin Delauter
ASSISTANTS:	Mike Pritts, Ryan Cutsail, Lorne Ridenour, Scott Stottemyer, Joe Roth, Tim Pirrone, Zach Welch, Andy Baker, Tyler White, Chris Dillon, Arron Moxley, Kevin Lynott
MANAGERS:	Charlie Sadler, Tim Sadler, Dan Delauter, Mark Pritts, Dan Coleman, Ben Specter, Noah Weikert, Steven Stottemyer, Brittin Poffenbarger, Charlie Stauffer, Griffin Sheridan, Issac McCouhah
PRINCIPAL:	Bernie Quesada
ATHLETIC DIRECTOR:	Michael DeSimone
NICKNAME/MASCOT:	Knights
SCHOOL COLORS:	Orange/Black/White

#5 Potomac	
School Information	
SCHOOL SYSTEM:	Prince George's County
LOCATION:	Oxon Hill
HEAD COACH:	Ronnie Crump
ASSISTANTS:	Brenton Brady, Walter Cross, DeCalo Washington, Edward Steptoe, Sharmante Banks, Diondre Staten, Brian Holt, Devante Helms, Melvin Heath, Raymond Hemsley, Anthony Williams
MANAGERS:	Edwin Gonzalez, Nadia Clark Emani Baker, Robert Battle, Langston Qwinn, Makayla Brown
PRINCIPAL:	Nathaniel Laney
ATHLETIC DIRECTOR:	Irvin Hay
NICKNAME/MASCOT:	Wolverines
SCHOOL COLORS:	Navy/Old Gold

Team Roster				
#	Name	Ht.	Yr.	Pos.
1	Anthony, Dominique	6'1	12	QB
2	Dyches, Cory	6'2	12	WR/CB
3	James, Anthony	6'0	12	WR/OLB
4	Green, Travon	5'8	12	CB
5	Carter-Williams, Dadian	5'10	10	RB/CB
6	Beynum, Amaree	5'6	12	WR
7	Holmes, Demarcus	5'10	12	RB
8	Dozier, Xavier	6'0	12	DB
9	Phifer, Kwamai	5'10	12	FB/OLB
10	Dawkins, Daemon	5'9	11	WR
11	Richardson, Marquise	5'11	12	LB
12	Cook, Jr., Delvin	5'6	11	RB
13	Branch, Eric	5'10	12	CB
14	Anthony, Samuel	5'11	10	WR
15	Dawson, Kedar	6'2	12	CB
16	Rush, Isiah	5'8	11	WR
17	Anderson, Amir	6'3	12	WR
18	Marshman, Ortez	5'11	12	S
19	Stevens, Jr., Rafeal	6'0	9	QB
20	Lathern, Shaki	5'7	12	S
21	Boddie, Blake	5'7	9	RB
22	Garrison, Daniel	5'11	11	RB
23	Woods, Trey	5'10	12	OLB
24	Thompson, Chester	5'10	11	S
26	Powell, Richard	5'10	11	OLB
27	Landry, Khalil	5'10	11	ILB
28	Pigford, Zyaire	6'2	11	OLB
29	Garcia, Sascha	5'9	9	CB
30	Beckett, Jordan	6'0	12	RB
31	Montgomery, Devin	5'11	12	OLB
32	Gwinn, Xavier	5'8	10	RB
33	Washington, Diante	6'1	11	DE
34	Colbert, Quinton	5'10	10	CB
35	Washington, Gregory	6'1	12	LB
44	Watson, Donnell	5'6	12	DT
45	Bryant, Mykhei	5'11	10	DE
50	Jacobs, Robert	5'10	9	C/DT
51	Simms, Rajon	6'0	11	OG
52	Moore, David	6'2	12	OG
53	Hicks, Maurice	6'4	12	OT/DT
55	Davis, Mekhi	6'0	12	C
56	Kelly, Jr., Gerald	5'7	11	NG
57	Anthony, III, Harrison	6'4	10	DT
58	Williams, Kevin	5'10	12	OG
59	Washington, William	6'0	12	OG
65	Moore, Treyon	6'2	11	DT
66	Spears, Tyree	6'0	10	DT
71	Matthews, Martazz	6'2	10	OG

**2019 MPSSAA Class 2A  
State Final Game  
Saturday; December 7, 2019  
Navy-Marine Corps Memorial Stadium**







# FOOTBALL STATE CHAMPIONSHIPS




Team Roster				
#	Name	Ht.	Yr.	Pos.
3	Frei, Eli	6'0	12	WR/DB
4	Fields, Travis	5'10	12	WR/DB
4	Crum, Connor	5'9	9	QB/DB
5	Wangness, Dylan	5'11	10	WR/DB
6	Clark, Mason	6'0	12	WR/DB
6	McCallion, J.D.	5'6	9	RB/LB
7	Orr, Ryan	6'1	11	QB/LB
8	Baker, Jake	6'0	12	RB/DL
9	Howard, Jayson	5'9	11	RB/LB
9	Pruitt, Ace	5'11	9	RB/DB
14	Rinehart, Matt	5'11	12	WR/DB
15	Bowers, Chase	6'5	11	TE/DE
18	Bronson, Snurr	5'10	11	RB/DB
21	Granados, Simon	5'9	11	WR/DB
22	Maze, Josh	5'9	11	RB/LB
23	Jones, Blake	6'0	11	WR/DB
24	Click, Dylan	5'7	11	WR/DB
25	Williams, Dalton	6'3	10	WR/DB
26	Bowen, Cole	5'6	12	RB/LB
27	Ott, Brendan	5'9	10	RB/DB
28	Sickeri, Carson	5'9	11	RB/DB
30	Treganowan, Tony	5'10	12	TE/LB
36	Karl, Joe	6'0	11	OL/DL
42	Hammond, Matt	5'11	11	WR/DB
44	Shank, Mason	6'3	12	TE/DE
45	Byrne, Colin	5'6	9	RB/LB
51	McIlvaine, Jacob	6'3	12	OL/DL
52	Droneburg, Colan	5'7	10	OL/DL
54	McManus, Blake	5'4	10	OL/DL
55	Zapp, Derek	5'11	11	OL/DL
60	Reid, Ryan	5'9	12	OL/DL
65	Dodson, Isaac	6'2	11	OL/DL
66	Utermahlen, Nick	5'8	12	OL/DE
67	Andrew, Corey	5'11	11	OL/DL
70	Davis, Wyatt	6'3	10	OL/DL
71	Hauk, Tyler	5'10	12	OL/DL
72	Donnelly, Matin	5'7	9	OL/DL
74	Dougherty, Michael	6'2	12	OL/DL
75	Burrier, Luke	6'5	12	OL/DL
79	Forrest, Noah	6'2	11	OL/DL
79	Scheetz, Landon	5'10	9	OL/DL
81	Kock, Conner	6'4	11	TE/DE
85	Turnquist, Chris	6'3	12	TE/DE
85	Doll, Jameson	5'8	9	TE/LB

#2 Catoclin		#1 Paul Laurence Dunbar	
School Information		School Information	
SCHOOL SYSTEM:	Frederick County	SCHOOL SYSTEM:	Baltimore City
LOCATION:	Thurmont	LOCATION:	Baltimore
HEAD COACH:	Doug Williams	HEAD COACH:	Lawrence Smith
ASSISTANTS:	Paul DuMars, Sam Royer, Jamie Sickeri, Jeff Little, Devin Bradshaw, Joe McCallion, Joe Bowers, Statisticians: Gary Miller, Ed Schildt, Collin Schildt	ASSISTANTS:	Michael Carter, Chris Golder, Travon Garrett, Brian Phillips, Charmon Vaughn, Michael Carter, Tyrone Johnson, John Gross, Rodney Goggins, John Dorsey, Chris Wainwright, Justin Guy
MANAGERS:	Blake Brown, Ayden Lowman	MANAGER:	Alyssa Roberson
PRINCIPAL:	Jennifer Clements	PRINCIPAL:	Yetunde Reeves
ATHLETIC DIRECTOR:	Keith Bruck	ATHLETIC DIRECTOR:	Dana Johnson
NICKNAME/MASCOT:	Cougars	NICKNAME/MASCOT:	Poets
SCHOOL COLORS:	Blue/White	SCHOOL COLORS:	Maroon/Gold

Team Roster				
#	Name	Ht.	Yr.	Pos.
1	Crews-Harris, Dion	5'10	12	RB/LB
2	Harris, Damon	5'6	12	WR/CB
3	Ayers, Davonta	5'8	12	WR/DB
4	Carr, Joshua	6'4	12	TE/DL
7	Hood, Tyler	5'10	10	TE/DB
8	Hall, Jalen	5'10	11	TE/DB
9	Moore, Karon	5'10	10	QB
10	Simpson, Nyckholas	5'10	12	RB/LB
11	Clayborn, Rashard	5'10	11	WR/DB
12	Dallas, Jeremiah	5'9	10	QB
13	Bailey, Khalil	5'11	11	WR/DB
14	Sykes, Tyreek	5'10	11	WR/DB
15	Anderson, Corey	5'6	10	WR/DB
17	Lee, Donte	5'11	10	WR
18	Washington, Kenyon	5'10	11	RB/LB
20	White, Jeremiah	5'10	11	RB/DB
21	Heard, Daishawn	5'10	12	RB/LB
22	Smith, Jr., Warren	6'0	10	WR/DE
23	Shell, Dashawn	5'10	11	WR/DB
24	Carr, Deairus	5'10	12	WR/DB
25	Garland, Keyonte	5'11	11	LB
27	Carr, Darrion	5'9	10	WR/DB
30	Bullock, Brent	5'9	11	DB
31	Hall, Tyjuan	5'10	12	DB
32	Blue, David	5'10	10	WR/DB
33	Gainey, Diallo	5'11	10	FB/DT
34	Spriggs, Kristian	5'9	10	LB
35	Bouldin, Timothy	5'7	10	RB/DB
42	Gerlier, Ervin	5'11	10	TE/DL
44	Black, Justin	5'9	11	OL/DL
50	Davis, Dayvon	6'0	12	OL/LB
52	Thomas, John	6'3	12	OL/DL
53	Smith, Kearon	6'1	11	OL/DL
54	Sterrett, Tyreek	6'3	12	OL/DL
55	Foster, Keith	6'0	11	OL/DL
56	Massey, Derric	6'2	10	OL/DL
58	Adams, Maiga	6'1	12	OL/DL
62	Sheppard, Curream	5'10	10	OL/DL
63	Whitney, Kieran	6'0	10	OL/DL
66	Grey, Shawn	6'0	11	OL/DL
75	Walker, Timothy	6'3	10	OL/DL
77	Villegas, Onix	5'11	12	OL/DL
88	Diop, Baye	5'10	12	K/DL

**2018 MPSSAA Class 1A  
State Final Game  
Saturday; December 7, 2019  
Navy-Marine Corps Memorial Stadium**





**MEDIA INFORMATION FORM FOR ALL REGION CHAMPIONS  
MPSSAA MARYLAND STATE FOOTBALL TOURNAMENT**

**State Semifinalists (Winners of the State Quarterfinal games): Please fill out form as accurately as possible and email to [jill.masterman@maryland.gov](mailto:jill.masterman@maryland.gov) by 3 PM on Monday, 11/25.**

SCHOOL Catoctin High School NICKNAME Cougars COLORS Navy Blue, White, & Carolina Blue  
 HEAD COACH Doug Williams TEAM RECORD (THROUGH REGIONALS) 11-1  
 YEARS AS HEAD COACH AT THIS SCHOOL 29 years RECORD AS HEAD COACH AT THIS SCHOOL N/A

STATISTICAL LEADERS												
RUSHING						PASSING						
NAME	ATT	YDS	AVG	TD	LONG	NAME	ATT	COMP	PCT	YDS	TD	INT
Carson Sickeri	204	1910	9.36	32	68	Ryan Orr	91	154	59	1722	16	7
Jake Baker	52	442	8.5	6	85							
RECEIVING						SCORING						
NAME	NO	YDS	AVG	TD	LONG	NAME	TD	FG	XP1	XP2	SAF	TOT
Travis Fields	37	817	22.08	9	79	Carson Sickeri	222	0	0	2	0	224
Eli Frei	28	448	16	2	40	Ryan Orr	96	0	0	2	0	98
						Simon Grandons	0	9	57	0	0	66
TACKLES						KICKOFF RETURNS						
NAME	UT	AT	TT			NAME	NO	YDS	AVG	TD	LONG	
Anthony Treganowan	50	18	68	UT - Unassisted Tackle AT - Assisted Tackle TT - Total Tackles		Travis Fields				1	76	
Jacob Baker	45	14	59			Carson Sickeri				1	98	
Cole Bowen	41	12	53									
Bronson Snurr	38	6	44									
Dylan Click	22	8	30									
Eli Frei	21	8	29									
INTERCEPTIONS			QB SACKS			PUNT RETURNS						
NAME	NO	TD	NAME	NO		NAME	NO	YDS	AVG	TD	LONG	
Travis Fields	4	0	Jake Baker	7								
Bronson Snurr	4	1										
OTHER INDIVIDUAL DEFENSIVE STATS						FIELD GOALS						
Jake Baker-12 Tackle for Loss						NAME	10-29	30-39	40 +	Total	LONG	
Eli Frei- 3 Interceptions						Simon Grandons	2	1		3/5	32	
						PUNTING						
						NAME	NO	YDS	AVG	LONG		
OTHER INDIVIDUAL OFFENSIVE STATS												
Carson Sickeri's (32) rushing touchdowns is a new school record.												

**TEAM NOTES**

**Team Offensive Notes:**

Averaging 45 ppg this season

Multiple offensive formations

Strong run game with explosive passing attack

**Team Defensive Notes:**

5-2 Defensive Front

27 turnovers created this season

**Team Notes:**

2nd consecutive trip to the playoffs

2009 1A State Champion

Back to Back 10+ win seasons since 1981-1982



# MPSSAA Football Records (1890-2018)

## TEAM RECORDS

- **Most State Championships**  
12 ....Seneca Valley
- **Consecutive State Championships**  
4 ....Urbana (1998-2001) & Fort Hill (2013-2016)
- **Most Playoff Appearances**  
33 ....Cambridge-SD (1974-2018)  
33 ....Fort Hill (1974-2018)
- **Most Undefeated Teams (Overall)**  
11 ....Allegany - 1936-41-42-45-48-60-71-80-83-88-05
- **Most Undefeated Teams, Regular Season**  
19 Fort Hill - 1948-50-57-58-63-73-75-77-90-94-95-97-00-09-11-13-14-16-18
- **Consecutive Undefeated Seasons (Overall)**  
4 ....Urbana 1998-2001
- **Consecutive Wins**  
53 ....Damascus 2015-2018
- **Consecutive Games without a Loss**  
54 ....City College 1934-41  
53 ....Damascus 2015-2018  
50 ....Urbana 1998-2001
- **Longest Rivalries \* (in terms of games played)**  
130 ....Polytechnic (62 wins) v City (62 wins) (6 ties)
- **Longest Rivalries \* (in Terms of Consecutive Years)**  
116 ....Polytechnic v City, 1903-2018
- **Most Overtime Periods**  
7 ....Overlea (12) v Milford Mill (6), 1981
- **Most Points, Season (13-14 Games)**  
682 ....Fort Hill 2016 (14 Games)
- **Most Points, Season (11-12 Games)**  
544 ....Arundel 2009 (12 Games)
- **Most Points, Season (10 or Fewer Games)**  
412 ....Smithsburg (10 games), 1973
- **Per Game Average (Minimum 8 Games)**  
48.45 ....Wicomico (533 in 11), 2007
- **Most Points Scored, Game**  
83 ....Old Mill v Glen Burnie, 10/15/2010  
83 ....Urbana v North Carroll (0), 11/4/2005
- **Most Consecutive Games Scoring**  
123 ....Wilde Lake 1994-2006
- **Most Touchdowns, Season**  
98 ....Fort Hill 2016
- **Most Touchdowns, Game**  
13 ....Patterson v Milford Mill, 1992
- **Most Field Goals, Season**  
13 ....Cambridge-SD 2010 & Havre de Grace 2016
- **Most Field Goals, Game**  
4 ....Havre de Grace 2016  
4 ....Old Mill 2014  
4 ....Oakland Mills 1996  
4 ....Howard 1973
- **Most Kicking Extra Points, Season**  
78 ....Hereford (14 games) 2007
- **Most Kicking Extra Points, Game**  
12 ....Cambridge-SD v Snow Hill, 2015
- **Most Total Yards Gained, Season**  
5,868 ....Hereford 2002 & Fort Hill 2016
- **Most Total Yards Gained, Game**  
776 ....C. Milton Wright (v Bel Air) 2013
- **Most Rushing Yards, Season**  
5,086 ....Fort Hill (14 games) 2016
- **Most Rushing Yards, Game**  
596 ....Bel Air (v C. Milton Wright) 2014
- **Most Passing Yards, Season**  
4,049 ....Westminster (13 games) 2012
- **Most Passing Yards, Game**  
557 ....Thomas Wootton (v Rockville) 2013
- **Most Passes Attempted, Season**  
482 ....Arundel 2009
- **Most Passes Attempted, Game**  
65 ....Brunswick (v. Fort Hill) 2011
- **Most Passes Completed, Season**  
312 ....Arundel 2009
- **Most Passes Completed, Game**  
42 ....Brunswick (v Fort Hill) 2011
- **Most Shutouts, Season**  
11 ....Seneca Valley (12 games) 1977  
11 ....River Hill (14 games) 2007
- **Consecutive Shutouts**  
8 ....Dr. Henry A. Wise, Jr. 2009
- **Consecutive Shutout Quarters**  
35 ....Dr. Henry A. Wise, Jr. 2009

The MPSSAA football records were started in the 1990's by Sheldon Shealer, who compiles and maintains the historical data found on these pages.

Only schools and newspapers that responded to requests for statistics are listed here. Please direct any questions, corrections, or updates to Sheldon Shealer via e-mail at [sshealer@msmary.edu](mailto:sshealer@msmary.edu).

## INDIVIDUAL RECORDS

- **Most Points Scored, Career**  
790 ....Tavon Austin, Dunbar 2005-08
- **Most Points Scored, Season**  
346 ....Jake Funk, Damascus 2015
- **Most Points Scored, Game**  
54 ....Adrian Platt, Seneca Valley 2016
- **Most Touchdowns, Career**  
123 ....Tavon Austin, Dunbar 2005-08
- **Most Touchdowns, Season**  
57 ....Jake Funk, Damascus 2015
- **Most Touchdowns, Game**  
9 ....Adrian Platt, Seneca Valley 2016
- **Most Field Goals, Career**  
27 ....Adam Green, Broadneck 2010-2012
- **Most Field Goals, Season**  
13 ....Scott Abt, Cambridge-SD 2010  
13 ....Clay Harris, Havre de Grace 2016
- **Most Field Goals, Game**  
4 ....Clay Harris, Havre de Grace 2016  
4 ....Chris Walker, Old Mill 2014  
4 ....T. J. Smith, Oakland Mills 1996  
4 ....Jim Fink, Howard 1973
- **Longest Field Goal**  
59 ....Shane West, Havre de Grace 2003
- **Most Kicking Extra Points, Career**  
205 ....Alex Eckard, Linganore 2006-2009
- **Most Kicking Extra Points, Season**  
78 ....Adam Yates, Hereford 2007
- **Most Kicking Extra Points, Game**  
12 ....Tyler Harding, Cambridge-SD 2015
- **Most Total Offensive Yards, Career**  
9,258 ....Tavon Austin, Dunbar 2005-2008
- **Most Total Offensive Yards, Season**  
4,074 ....Billy Cosh, Arundel 2008
- **Most Rushing Yards, Career**  
7,962 ....Tavon Austin, Dunbar 2005-2008
- **Most Rushing Yards, Season**  
2,918 ....Isiaha Smith, South Hagerstown 2013
- **Most Rushing Yards, Game**  
446 ....Sam Hess, Hancock (v St. James) 1998
- **Most Rushing Yards, Per Game Average, Season**  
265.3 ....Isiaha Smith, S. Hagerstown (11 Games) 2013
- **Most Rushing Attempts, Career**  
751 ....Morgan Green, Lackey 2002-2005
- **Most Rushing Attempts, Season**  
419 ....Jaren Maybin, Catonsville 2005
- **Most Rushing Attempts, Game**  
56 ....Cole Dickerson, North Harford (v Fallston) 2016  
56 ....Evan Greenwood, Kent Island (v Fallston) 2013
- **Most Passing Yards, Career**  
7,433 ....Billy Cosh, Arundel 2007-2009
- **Most Passing Yards, Season**  
3,913 ....Billy Cosh, Arundel 2008
- **Most Passing Yards, Game**  
557 ....Sam Ellis, Thomas Wootton (v Rockville), 2013
- **Most Passes Attempted, Career**  
909 ....Billy Cosh, Arundel 2007-2009
- **Most Passes Attempted, Season**  
480 ....Collin Nusbaum, Brunswick 2012
- **Most Passes Attempted, Game**  
64 ....Billy Cosh, Arundel (v Linganore) 2008  
64 ....Ian Fisher, Brunswick (v Fort Hill) 2011
- **Most Passes Completed, Career**  
594 ....Billy Cosh, Arundel 2007-2009
- **Most Passes Completed, Season**  
292 ....Billy Cosh, Arundel 2008
- **Most Pass Completions, Game**  
41 ....Ian Fisher, Brunswick (v Fort Hill) 2011
- **Best Completion Percentage, Career**  
.674 ....Sam Tucker, Central-PG (244 of 362) 1990-91
- **Best Completion Percentage, Season (min 100 att)**  
.694 ....Ryan Fleetwood, Cambridge-SD (77 of 111) 1993
- **Most Touchdown Passes, Career**  
112 ....Billy Cosh, Arundel 2007-2009
- **Most Touchdown Passes, Season**  
63 ....Deryk Kern, Westminster 2012
- **Most Touchdown Passes, Game**  
8 ....Chad Palmer Jr., Westlake (v LaPlata) 2014  
8 ....Chuck Reece, Rockville (v Magruder) 2013
- **Most Receiving Yards, Career**  
3,515 ....Blaine Price, Brunswick 2010-12
- **Most Receiving Yards, Season**  
1,749 ....Blaine Price, Brunswick 2012
- **Most Receiving Yards, Game**  
312 ....Jack Pilkerton, LaPlata (v Westlake) 2013
- **Most Receptions, Career**  
270 ....Blaine Price, Brunswick 2010-12
- **Most Receptions, Season**  
134 ....Blaine Price, Brunswick 2012
- **Most Receptions, Game**  
21 ....Nat Randall, North County 1999
- **Most Receiving Touchdowns, Career**  
48 ....Ronnie Harris, Arundel 2008-09
- **Most Receiving Touchdowns, Season**  
28 ....Ronnie Harris, Arundel 2009
- **Most Receiving Touchdowns, Game**  
5 ....Dwight Banks, City College (v Walbrook) 1993  
5 ....Garrett Bean, Westminster (v Linganore) 2012

# MPSSAA Football Stats and Records

## Fast Facts - Records from the Tournament Series

### CLASS 1A

92 ....Most Points, Finals (2 teams) — DUNBAR v. ALLEGANY 2007 (58-34)  
103 ..Most Points (2 teams) — ALLEGANY v. ELKTON - 2001 SF (55-48 2 OT)  
58 ....Most Points, Finals (winning team) — VALLEY v. Snow Hill - 1977 (58-16)  
— DUNBAR v Allegany - 2007 (58-34)  
68 ....Most Points (winning team) — DOUGLASS-B v. W.E.B. DuBois - 2013 RS (68-0)  
34 ....Most Points, Finals (losing team) — ALLEGANY v. Dunbar - 2007 (58-34)  
48 ....Most Points (losing team) — ELKTON v. Allegany - 2001 SF (55-48, 2 OT's)  
13 ....Least Points, Finals (2 teams) — 4 contests ('78, '85, '93, '95)  
3 .....Least Points (2 teams) — HAVRE DE GRACE v. FAET - 2015 SF (3-0)  
7 .....Least Points, Finals (winning team) — J.M. BENNETT v. Havre de Grace  
— 1985 (7-6, OT)  
3 .....Least Points (winning team) — HAVRE DE GRACE v. FAET - 2015 SF (3-0)  
197 ..Most Points (post season) — FORT HILL 2014

### CLASS 2A

69 ....Most Points, Finals (2 teams) — URBANA v. EDMONDSON - 1999 (51-18)  
101 ..Most Points (2 teams) — PATUXENT v. OAKLAND MILLS - 2014 RSF (60-41)  
51 ....Most Points, Finals (winning team) — URBANA v. Edmondson - 1999 (51-18)  
63 ....Most Points (winning team) — DUNBAR v. Hereford - 2016 RF (63-14)  
25 ....Most Points, Finals (losing team) — POTOMAC v. Aberdeen - 2003 (33-25, OT)  
41 ....Most Points (losing team) — PATUXENT v. Oakland Mills - 2014 RSF (60-41)  
10 ....Least Points, Finals (2 teams) — MAGRUDER v. CAMBRIDGE-SD - 1984 (10-0)  
3 .....Least Points (2 teams) — RIVER HILL v. WESTLAKE- 2018 RSF (3-0)  
10 ....Least Points, Finals (winning team) — MAGRUDER v. Cambridge-SD -  
1984 (10-0)  
3 .....Least Points (winning team) — RIVER HILL v. Westlake - 2018 RSF (3-0)  
183 ..Most Points (post season) — FREDERICK DOUGLASS-PG 2014

### CLASS 3A

74 ....Most Points, Finals (2 teams) — FRIENDLY v. EASTERN TECH - 1998 (45-29)  
91 ....Most Points (2 teams) — CALVERT v. EASTERN TECH - 2000 QF (63-28)  
— DAMASCUS v. POTOMAC - 2016 SF (63-28)  
55 ....Most Points, Finals (winning team) — DAMASCUS v. Dundalk - 2015 (55-14)  
70 ....Most Points (winning team) — RIVER HILL v. J.M. Bennett - 2009 (70-0)  
29 ....Most Points, Finals (losing team) — EASTERN TECH v. Friendly - 1998 (45-29)  
38 ....Most Points (losing team) — RIVER HILL v. Linganore - 2013 SF (41-38)  
3 .....Least Points, Finals (2 teams) — LINGANORE v. MAGRUDER - 1989 (3-0)  
3 .....Least Points (2 teams) — LINGANORE v. MAGRUDER - 1989 (3-0)  
3 .....Least Points, Finals (winning team) — LINGANORE v. Magruder - 1989 (3-0)  
3 .....Least Points (winning team) — LINGANORE v. Magruder - 1989 (3-0)  
192 ..Most Points (post season) — DAMASCUS 2015

### CLASS 4A

73 ....Most Points, Finals (2 teams) — QUINCE ORCHARD v. NO. POINT - 2018 (40-33)  
113 ..Most Points (2 teams) — OLD MILL v. ARUNDEL - 2009 RF (58-55, 2 OT)  
55 ....Most Points, Finals (winning team) — HENRY A. WISE v. Howard - 2015 (55-6)  
62 ....Most Points (winning team) — WESTMINSTER v. Sherwood - 2012 RF (62-28)  
— QUINCE ORCHARD v. Einstein - 2017 RS (62-0)  
35 ....Most Points, Finals (losing team) — QUINCE ORCHARD v. Old Mill - 2011 (36-35)  
55 ....Most Points (losing team) — ARUNDEL v. Old Mill - 2009 RF (58-55, 2 OT)  
6 .....Least Points, Finals (2 teams) — FRIENDLY v. HIGH POINT - 1983 (6-0)  
— URBANA v. HENRY A. WISE - 2010 (6-0)  
3 .....Least Points (2 teams) — WINSTON CHURCHILL v. ANNAPOLIS - 1985 QF (3-0)  
6 .....Least Points, Finals (winning team) — FRIENDLY v. High Point - 1983 (6-0)  
— URBANA v. Henry A. Wise - 2010 (6-0)  
3 .....Least Points (winning team) — CHURCHILL v. Annapolis - 1985 QF (3-0)  
181 ..Most Points (post season) — DR. HENRY A. WISE, JR. 2016

### *Did You Know*

- Only 59 points were scored by the 8 teams in the 1985 Finals, which remains the fewest points scored in the four finals.
- All four 2016 state titlists were undefeated, marking only the second time (1997) that has happened in MPSSAA history.
  - The most points scored in the Finals, by all teams combined, is 239 — set in 2007.
- Quince Orchard's 40-33 win over North Point in a 2018 Final marked the most points ever scored in a Class 4A title game.
- Damascus' playoff appearance in 2017 marked its 20th straight postseason appearance, which is an all-time best in Maryland.



# Honor Roll Of Football Champions 1974-2018

	<u>CLASS AA</u>	<u>CLASS A</u>	<u>CLASS B</u>	<u>CLASS C</u>
1974	<b>Parkdale 28-8</b> Tom Rae	<b>*Friendly 26-14</b> Jim Crawford	<b>*Howard 40-14</b> Bill Caudill	<b>Valley 32-12</b> Tom Harmon
1975	<b>Arundel 13-7</b> Jerry Mears	<b>*Fort Hill 34-8</b> Charles Lattimer	<b>Paint Branch 28-3</b> Roy Lester	<b>*Joppatowne 30-26</b> Tom Marron
1976	<b>Churchill 19-8</b> Fred Shepherd	<b>Largo 20-7</b> Rocco Romeo	<b>*Seneca Valley 41-13</b> Al Thomas	<b>Smithsburg 24-22</b> Ray Montini
1977	<b>Churchill 21-16</b> Fred Shepherd	<b>*Seneca Valley 13-0</b> Al Thomas	<b>Kennedy 13-0</b> Wesley Abrams	<b>Valley 58-16</b> Jack Gilmore
1978	<b>*Annapolis 28-14</b> Al Laramore	<b>Friendly 27-7</b> Jim Crawford	<b>Allegany 7-6</b> James Refosco	<b>Havre de Grace 13-0</b> Jim Harris
1979	<b>*Springbrook 29-14</b> Bob Milloy	<b>Seneca Valley 13-0</b> Al Thomas	<b>*Cambridge/SD 28-6</b> Doug Fleetwood	<b>*Smithsburg 41-6</b> Carroll Reid
1980	<b>Springbrook 28-6</b> Bob Milloy	<b>*Seneca Valley 36-0</b> Al Thomas	<b>*Allegany 16-6</b> James Refosco	<b>Snow Hill 32-14</b> Moe Barber
1981	<b>*Springbrook 28-14</b> Bob Milloy	<b>R. Montgomery 14-0</b> Al Avery	<b>Damascus 34-18</b> Chuck Packon	<b>Havre de Grace 27-12</b> Shawn Baker
1982	<b>Oxon Hill 8-7</b> Mike Pearson	<b>*Thomas Johnson 14-0</b> Lynn Carr	<b>*J. M. Bennett 13-7</b> John Usilton	<b>Snow Hill 28-18</b> Moe Barber
1983	<b>Friendly 6-0</b> Jim Crawford	<b>*McDonough 19-6</b> Larry Johnson	<b>*Allegany 33-7</b> James Refosco	<b>*J. M. Bennett 27-12</b> John Usilton
1984	<b>Randallstown 14-6</b> Ken Johnson	<b>Kennedy 18-15</b> Brady Staub	<b>*Magruder 10-0</b> Roy Lester	<b>*Smithsburg 10-8</b> Carroll Reid
1985	<b>Springbrook 10-0</b> Bob Milloy	<b>*McDonough 10-0</b> Larry Johnson	<b>Wilde Lake 20-6</b> Doug DuVall	<b>*J. M. Bennett 7-6</b> John Usilton
1986	<b>Gaithersburg 28-14</b> John Harvill	<b>*Magruder 28-7</b> Roy Lester	<b>*Lackey 38-21</b> Mike Brown	<b>Havre de Grace 36-8</b> Shawn Baker
1987	<b>*Seneca Valley 25-16</b> Al Thomas	<b>Laurel 14-0</b> Chuck Hickers	<b>Walkersville 21-16</b> Dave Schrodel	<b>*Milford Mill 28-18</b> John Buchheister
	<u>CLASS 4A</u>	<u>CLASS 3A</u>	<u>CLASS 2A</u>	<u>CLASS 1A</u>
1988	<b>Springbrook 41-21</b> Bob Milloy	<b>DuVal 24-14</b> Don Phelps	<b>*Allegany 14-12</b> Jack Gilmore	<b>Smithsburg 19-14</b> Carroll Reid
1989	<b>Springbrook 20-18</b> Bob Milloy	<b>Linganore 3-0</b> Dave Carruthers	<b>Allegany 20-14</b> Jack Gilmore	<b>Kent County 23-0</b> Leonard Smith
1990	<b>*Randallstown 21-12</b> John Buchheister	<b>McDonough 33-20</b> Larry Johnson	<b>*Wilde Lake 13-7 (OT)</b> Doug DuVall	<b>Kent County 8-7</b> Leonard Smith
1991	<b>Quince Orchard 34-13</b> Ernie Ceccato	<b>Linganore 14-7</b> Dave Carruthers	<b>Allegany 12-6</b> Jack Gilmore	<b>*Wilde Lake 13-10</b> Doug DuVall
1992	<b>Gaithersburg 39-21</b> John Harvill	<b>Seneca Valley 14-0</b> Terry Changuris	<b>Damascus 12-7</b> Al Thomas	<b>Wilde Lake 23-7</b> Doug DuVall
1993	<b>Watkins Mill 10-6</b> Ken Brace	<b>Seneca Valley 15-12</b> Terry Changuris	<b>Damascus 13-6</b> Al Thomas	<b>Boonsboro 7-6</b> Clayton Anders
1994	<b>North County 23-6</b> Chuck Markiewicz	<b>*Seneca Valley 13-3</b> Terry Changuris	<b>*Dunbar 30-15</b> Stanley Mitchell	<b>Smithsburg 29-22</b> Carroll Reid
1995	<b>Sherwood 13-0</b> Bob Milloy	<b>Dunbar 30-28 (OT)</b> Stanley Mitchell	<b>Linganore 23-20</b> Bill McIntosh	<b>Cambridge-SD 14-12</b> Doug Fleetwood
1996	<b>Sherwood 22-7</b> Bob Milloy	<b>Damascus 41-12</b> Todd Tunnell	<b>Wheaton 21-0</b> Lee Branthover	<b>*Cambridge-SD 28-0</b> Doug Fleetwood
1997	<b>*Seneca Valley 33-13</b> Terry Changuris	<b>*Wilde Lake 7-0</b> Doug DuVall	<b>*Fort Hill 22-6</b> Mike Calhoun	<b>*Hereford 27-0</b> Steve Turnbaugh
1998	<b>*Seneca Valley 7-6</b> Terry Changuris	<b>*Friendly 45-29</b> George Earley, Sr.	<b>*Urbana 24-7</b> Dave Carruthers	<b>Oakland Mills 15-12</b> Ken Hovet
1999	<b>E. Roosevelt 41-13</b> Rick Houchens	<b>*Seneca Valley 41-0</b> Terry Changuris	<b>*Urbana 51-18</b> Dave Carruthers	<b>Forestville 14-0</b> Michael Mayo
2000	<b>*Gaithersburg 24-21</b> Kreg Kephart	<b>Calvert 34-22</b> Jerry Franks	<b>*Urbana 49-8</b> Dave Carruthers	<b>*Elkton 21-8</b> Bill Russell
2001	<b>Bowie 23-6</b> Scott Chadwick	<b>*Urbana 7-6</b> Dave Carruthers	<b>*Hereford 43-15</b> Steve Turnbaugh	<b>Allegany 27-26</b> Tim Kane
2002	<b>Parkdale 34-14</b> Mike Rucker	<b>Seneca Valley 14-7</b> Terry Changuris	<b>*Hereford 20-9</b> Steve Turnbaugh	<b>Bohemia Manor 34-27</b> Todd Shives
2003	<b>Damascus 13-7</b> Dan Makosy	<b>Linganore 28-0</b> Rick Conner	<b>Aberdeen 33-25 (OT)</b> Joe Harbert	<b>Joppatowne 26-6</b> Greg Komondor
2004	<b>Suitland 14-7</b> Nick Lynch	<b>Northwest 14-9</b> Randy Trivers	<b>*Potomac 19-12</b> Eric Knight	<b>Dunbar 16-14</b> Benjamin Eaton

\* - Denotes school finished with undefeated record.

# Honor Roll Of Football Champions 1974-2018

	<u>CLASS 4A</u>	<u>CLASS 3A</u>	<u>CLASS 2A</u>	<u>CLASS 1A</u>
2005	<b>*Damascus 20-6</b> Dan Mokosy	<b>*Gwynn Park 20-14 (2 OT)</b> Danny Hayes	<b>Potomac 38-3</b> Eric Knight	<b>*Allegany 41-20</b> Tom Preaskorn
2006	<b>Suitland 39-38 (OT)</b> Nick Lynch	<b>*Friendly 37-18</b> George Earley	<b>Edmondson 37-9</b> Dante Jones	<b>Dunbar 38-23</b> Benjamin Eaton
2007	<b>*Quince Orchard 36-30</b> Dave Mencarini	<b>Damascus 40-20</b> Dan Makosy	<b>*River Hill 14-7</b> Brian Van Deusen	<b>*Dunbar 58-34</b> Lawrence Smith
2008	<b>*Sherwood 21-3</b> Al Thomas	<b>Westlake 13-0</b> Dominic Zaccarelli	<b>*River Hill 31-6</b> Brian Van Deusen	<b>Dunbar 20-19</b> Lawrence Smith
2009	<b>Old Mill 17-16</b> Damian Ferragamo	<b>*Linganore 31-14</b> Rick Conner	<b>Eastern Technical 16-8</b> Marc Mesaros	<b>*Catocin 37-12</b> Doug Williams
2010	<b>*Urbana 6-0</b> Ryan Hines	<b>Wilde Lake 21-14</b> Michael Harrison	<b>McDonough 21-14</b> Luke Ethington	<b>Dunbar 22-12</b> Lawrence Smith
2011	<b>*Old Mill 36-35</b> Chad McCormick	<b>River Hill 41-13</b> Brian Van Deusen	<b>Middletown 43-6</b> Kevin Lynott	<b>Dunbar 32-11</b> Lawrence Smith
2012	<b>*Henry A. Wise 12-7</b> DaLawn Parrish	<b>*River Hill 18-14</b> Brian Van Deusen	<b>*Middletown 30-12</b> Kevin Lynott	<b>Dunbar 39-0</b> Lawrence Smith
2013	<b>Northwest 33-16</b> Mike Neubeiser	<b>Franklin 20-7</b> Anthony Burgos	<b>*Middletown 17-3</b> Kevin Lynott	<b>*Fort Hill 25-0</b> Todd Appel
2014	<b>Northwest 34-31</b> Mike Neubeiser	<b>Franklin 35-21</b> Anthony Burgos	<b>*Douglass-PG 38-0</b> J.C. Pinkney	<b>*Fort Hill 40-8</b> Todd Appel
2015	<b>*Henry A. Wise 55-6</b> DaLawn Parrish	<b>*Damascus 55-14</b> Eric Wallich	<b>Patuxent 21-20</b> Steve Crouse	<b>Fort Hill 44-14</b> Todd Appel
2016	<b>*Henry A. Wise 42-7</b> DaLawn Parrish	<b>*Damascus 14-12</b> Eric Wallich	<b>*Walkersville 33-6</b> Joe Polce	<b>*Fort Hill 35-14</b> Todd Appel
2017	<b>*Henry A. Wise 38-20</b> DaLawn Parrish	<b>Linganore 28-27</b> Rick Conner	<b>*Damascus 31-7</b> Eric Wallich	<b>Dunbar 30-26</b> Lawrence Smith
2018	<b>Quince Orchard 40-33</b> John Kelley	<b>Franklin 17-14</b> Anthony Burgos	<b>*Oakdale 35-7</b> Kurt Stein	<b>*Fort Hill 20-8</b> Todd Appel

\* - Denotes school finished with undefeated record.

# MPSSAA Football Championships (Tournament History 1974-2018)

**Notes:** The MPSSAA football tournament consisted of semifinals and finals from 1974 through 1984; quarterfinals, semifinals and finals from 1985 through 2002; and currently consists of region semifinals, region finals, state semifinals and state finals.

**Abbreviations:** CH-state champion; RU-state runner-up; SF-state semifinalist; QF-state quarterfinalist (1985-2002); RR-region runner-up (2003-present); RS-region semifinalist (2003-present); x-School no longer exists; y-School no longer fields a football program; \*-placement awarded due to forfeiture.

**Information:** Each school's total playoff appearances and playoff record (state and region) is included in parentheses. Following each year is the classification in which the school made its postseason appearance, and, from 2003-present, the region ID (E-East, N-North, S-South, W-West).

**Classifications:** From 1974 through 1987, Maryland used Class AA, A, B and C. Since 1988, the classifications have been titled 4A, 3A, 2A and 1A - working from largest schools to smallest.

## Aberdeen (12, 8-12)

CH: 2003 (2AE)  
 SF: 2011 (3AN)  
 QF: 1986 (2A), 1989 (2A), 1991 (3A), 1994 (2A), 1996 (2A), 1997 (3A)  
 RR: 2004 (2AE)  
 RS: 2013 (3AN), 2014 (3AN), 2015 (3AN)

## Allegany (25, 39-16)

CH: 1978 (B), 1980 (B), 1983 (B), 1988 (2A), 1989 (2A), 1991 (2A), 2001 (1A), 2005 (1AW)  
 RU: 1985 (B), 1986 (B), 2007 (1AW)  
 SF: 1982 (B), 1994 (2A), 1997 (1A), 2004 (1AW), 2009 (1AW)  
 QF: 1987 (B), 1998 (1A)  
 RR: 2006 (1AW), 2008 (1AW), 2015 (1AW), 2016 (1AW), 2017 (1AW)  
 RS: 2012 (1AW), 2014 (1AW)

## x-Andover (1,0-1)

SF: 1977 (AA)

## Annapolis (17, 8-16)

CH: 1978 (AA)  
 RU: 1984 (AA), 2000 (3A)  
 SF: 1992 (4A), 2016 (4AE)  
 QF: 1985 (AA), 1986 (AA), 1987 (AA), 1988 (4A), 1989 (4A), 1997 (4A), 1998 (4A), 1999 (3A), 2001 (3A), 2002 (3A)  
 RS: 2009 (4AE), 2015 (4AE)

## Arundel (22, 13-21)

CH: 1975 (AA)  
 RU: 1979 (A), 2007 (4AE)  
 SF: 1976 (AA), 1978 (A), 1983 (AA), 2008 (4AE)  
 QF: 1985 (AA), 1994 (4A), 1995 (4A)  
 RR: 2005 (4AE), 2009 (4AE), 2010 (4AE), 2013 (4AE), 2014 (4AE)  
 RS: 2003 (4AE), 2004 (4AE), 2006 (4AE), 2011 (4AE), 2012 (4AE), 2017 (4AE), 2018 (4AE)

## Atholton (8, 5-8)

QF: 1985 (B)  
 RR: 2005 (2AS), 2009 (3AE), 2011 (3AE), 2012 (3AE), 2017 (3AE)  
 RS: 2007 (3AE), 2010 (3AE)

## x-Samuel Banks (1, 0-1)

RS: 2005 (1AS)

## x-Beall (13, 11-13)

RU: 1993 (1A), 1997 (1A), 2002 (1A), 2003 (1AW)  
 SF: 1975 (C), 1976 (C), 1981 (C), 1994 (1A)  
 QF: 1985 (C), 1990 (1A), 1995 (1A)  
 RR: 2005 (1AW)  
 RS: 2006 (1AW)

## Bel Air (7, 4-7)

SF: 1982 (B), 2004 (3AN)  
 QF: 1998 (3A)  
 RR: 2003 (3AN), 2014 (3AN)  
 RS: 2015 (4AN), 2016 (4AN)

## James M. Bennett (14, 11-11)

CH: 1982 (B), 1983 (C), 1985 (C)  
 RU: 1984 (C)  
 SF: 1987 (B), 1990 (2A)  
 QF: 1986 (C), 1988 (2A), 1989 (2A)  
 RR: 2018 (3AE)  
 RS: 2003 (2AE), 2009 (3AE), 2015 (3AE), 2017 (3AE)

## Bethesda-Chevy Chase (3, 1-3)

SF: 1995 (2A)  
 RS: 2011 (4AW), 2012 (4AW)

## Montgomery Blair (3, 1-3)

RR: 2014 (4AW)  
 RS: 2015 (4AW), 2016 (4AW)

## James Hubert Blake (4, 1-4)

RR: 2012 (4AN)  
 RS: 2016 (3AS), 2017 (3AW), 2018 (3AW)

## Bladensburg (1, 0-1)

QF: 1990 (3A)

## Bohemia Manor (16, 7-15)

CH: 2002 (1A)  
 SF: 1985 (C), 1988 (1A)  
 QF: 1994 (1A), 1998 (1A), 1999 (1A)  
 RR: 2010 (1AE), 2017 (1AE)  
 RS: 2006 (1AE), 2008 (1AE), 2009 (1AE), 2012 (1AE), 2013 (1AE), 2014 (1AE), 2015 (1AN), 2016 (1AE)

## Boonsboro (15, 7-14)

CH: 1993 (1A)  
 RU: 1994 (1A)  
 SF: 1975 (B), 2001 (1A)  
 RR: 2011 (1AW)  
 RS: 2005 (1AW), 2006 (1AW), 2007 (1AW), 2008 (1AW), 2009 (1AW), 2012 (1AW), 2015 (1AW), 2016 (1AW), 2017 (1AW), 2018 (1AW)

## Bowie (8, 5-7)

CH: 2001 (4A)  
 RU: 1976 (AA)  
 SF: 1979 (AA), 1987 (AA)  
 QF: 1985 (AA), 1986 (AA)  
 RS: 2006 (4AS), 2015 (4AS)

## Broadneck (16, 16-16)

RU: 2003 (4AE)  
 SF: 1998 (3A), 2000 (4A), 2004 (4AE), 2006 (4AE), 2010 (4AE), 2015 (4AE)  
 QF: 1997 (3A), 2001 (4A), 2002 (4A)  
 RR: 2007 (4AE), 2016 (4AE), 2017 (4AE)  
 RS: 2013 (4AE), 2014 (4AE), 2018 (4AE)

## x-Brooklyn Park (1, 0-1)

SF: 1983 (C)

## Brunswick (10, 8-10)

RU: 1999 (1A)  
 SF: 2005 (1AN), 2010 (1AN), 2012 (1AW)  
 QF: 1985 (C), 1987 (C), 1992 (1A), 1995 (1A), 1998 (1A)  
 RS: 2011 (1AW)

## Calvert (4, 6-3)

CH: 2000 (3A)  
 SF: 2002 (3A), 2016 (2AS)  
 RS: 2015 (2AS)

## Cambridge-South Dorchester (33, 28-30)

CH: 1979 (B), 1995 (1A), 1996 (1A)  
 RU: 1976 (B), 1977 (B), 1978 (B), 1984 (B), 1992 (1A)  
 SF: 1974 (B), 1975 (B), 1983 (B), 1985 (B), 1993 (2A), 1994 (2A), 1997 (1A), 1998 (1A), 1999 (1A), 2013 (1AE), 2014 (1AE)  
 QF: 1987 (B), 1991 (1A), 2000 (1A)  
 RR: 2011 (1AE), 2012 (1AE), 2015 (1AE), 2016 (1AE)  
 RS: 2003 (1AE), 2005 (1AE), 2007 (1AE), 2008 (1AE), 2010 (1AE), 2017 (1AE), 2018 (1AE)

## Carver Vo-Tech (3, 0-3)

RS: 2005 (3AN), 2009 (1AS), 2013 (2AN)

## Catoctin (10, 10-9)

CH: 2009 (1AN)  
 SF: 1982 (C), 1986 (C), 2008 (1AN)  
 RR: 2003 (1AW), 2007 (1AN), 2018 (1AW)  
 RS: 2005 (1AN), 2006 (1AN), 2013 (2AW)

## Catonsville (6, 4-6)

SF: 2011 (4AN)  
 RR: 2005 (3AN), 2007 (3AN)  
 RS: 2004 (3AN), 2010 (3AN), 2012 (4AN)

## Centennial (1, 0-1)

SF: 1980 (B)

## Century (4, 2-4)

SF: 2008 (2AW)  
 RS: 2009 (2AW), 2016 (2AW), 2018 (2AW)

## Chesapeake - AA (3, 2-3)

SF: 2018 (3AE)  
 RS: 2015 (3AE), 2017 (3AE)

## Chesapeake - BC (10, 2-10)

SF: 1984 (B)  
 QF: 1990 (2A), 1991 (2A), 1992 (2A)  
 RR: 2009 (2AN), 2011 (2AN)  
 RS: 2004 (1AN), 2007 (1AN), 2008 (1AN), 2017 (1AN)

## Chopticon (7, 1-7)

SF: 2000 (3A)  
 QF: 1991 (2A)  
 RS: 2007 (3AS), 2010 (3AS), 2011 (3AS), 2014 (3AS), 2017 (3AS)

## Winston Churchill (14, 15-12)

CH: 1976 (AA), 1977 (AA)  
 RU: 1982 (AA), 1985 (AA), 1988 (4A), 1993 (4A), 1995 (3A)  
 SF: 1974 (AA), 1975 (AA), 1984 (AA)  
 RR: 2004 (4AW), 2011 (4AW)  
 RS: 2012 (4AW), 2018 (4AW)

## Baltimore City College (10, 6-10)

SF: 1996 (2A), 2001 (2A), 2005 (3AN)  
 QF: 1993 (3A), 2002 (2A)  
 RR: 2006 (3AN), 2010 (2AN)  
 RS: 2007 (2AN), 2013 (3AE), 2014 (3AE)

## Clarksburg (4, 2-4)

SF: 2007 (2AW)  
 RS: 2008 (2AW), 2013 (4AW), 2014 (4AW)

## Crossland (5, 3-5)

RU: 1992 (4A)  
 SF: 1977 (AA), 1978 (AA), 1995 (3A)  
 RS: 2018 (2AN)

## Damascus (28, 51-18)

CH: 1981 (B), 1992 (2A), 1993 (2A), 1996 (3A), 2003 (4AW), 2005 (4AW), 2007 (3AW), 2015 (3AW), 2016 (3AW), 2017 (2AW)  
 RU: 1989 (2A), 1990 (2A), 2004 (4AW), 2014 (3AW)  
 SF: 1999 (3A), 2002 (4A), 2010 (3AW)  
 QF: 1987 (B), 1998 (3A), 2000 (3A), 2001 (4A)  
 RR: 2011 (3AW), 2018 (2AW)  
 RS: 2006 (4AW), 2008 (3AW), 2009 (3AW), 2012 (3AW), 2013 (3AW)

## Stephen Decatur (10, 5-10)

SF: 1988 (1A), 2004 (2AE)  
 QF: 2000 (2A), 2002 (2A)  
 RR: 2003 (2AE), 2005 (2AE)  
 RS: 2008 (3AE), 2010 (3AE), 2011 (3AE), 2013 (3AS)

## Digital Harbor (2, 0-2)

RS: 2007 (1AS), 2011 (3AN)

## Frederick Douglass - B (5, 6-5)

RU: 2013 (1AS), 2014 (1AS)  
 RS: 2010 (2AN), 2012 (2AN), 2018 (1AN)

## Frederick Douglass - PG (22, 27-21)

CH: 2014 (2AS)  
 RU: 1975 (A), 2011 (2AS), 2012 (2AS), 2018 (1AS)  
 SF: 1990 (2A), 1991 (3A), 1993 (3A), 2000 (3A), 2004 (3AE), 2005 (4AS), 2009 (2AS)  
 QF: 1992 (3A), 1995 (3A), 1996 (3A)  
 RR: 2003 (3AE), 2008 (2AS), 2017 (1AS)  
 RS: 2006 (2AS), 2007 (2AS), 2010 (2AS), 2013 (2AS)

## x-WEB DuBois (6, 1-6)

RR: 2008 (1AS)  
 RS: 2003 (1AS), 2004 (1AS), 2011 (1AS), 2012 (1AS), 2013 (1AS)

## Dulaney (2, 0-2)

SF: 1978 (AA)  
 RS: 2004 (4AN)

## Paul Laurence Dunbar (23, 58-13)

CH: 1994 (2A), 1995 (3A), 2004 (1AS), 2006 (1AS), 2007 (1AS), 2008 (1AS), 2010 (1AS), 2011 (1AS), 2012 (1AS), 2017 (1AN)  
 RU: 1997 (2A), 2014 (2AN)  
 SF: 1993 (2A), 1996 (3A), 2003 (1AS), 2005 (1AS), 2009 (1AS), 2015 (2AN), 2016 (2AN), 2018 (1AN)  
 QF: 1999 (2A), 2002 (1A)  
 RR: 2013 (2AN)

## Dundalk (10, 5-10)

RU: 2015 (3AN)  
 QF: 1990 (3A), 2002 (3A)  
 RR: 2012 (2AN), 2018 (3AN)  
 RS: 2003 (3AN), 2009 (2AN), 2010 (2AN), 2011 (2AN), 2016 (3AN)

## DuVal (8, 7-7)

CH: 1988 (3A)  
 SF: 1989 (3A), 2014 (4AS)  
 RR: 2013 (4AS)  
 RS: 2007 (4AS), 2012 (4AS), 2015 (4AS), 2016 (4AS)

## Eastern Technical (15, 19-14)

CH: 2009 (2AN)  
 RU: 1998 (3A), 2007 (2AN), 2008 (2AN)  
 SF: 2003 (2AN), 2010 (2AN)  
 QF: 1997 (3A), 2000 (3A), 2001 (2A)  
 RR: 2004 (2AN), 2014 (2AN), 2018 (2AN)  
 RS: 2005 (2AN), 2006 (2AN), 2015 (2AN)

## Easton (9, 4-9)

SF: 1981 (B), 1986 (C), 1992 (1A), 1993 (1A)  
 QF: 1989 (1A), 1990 (1A), 1991 (1A)  
 RR: 2014 (2AE)  
 RS: 2013 (2AE)

# MPSSAA Football Championships (Tournament History 1974-2018)

## Edgewood (9, 1-9)

SF: 1979 (B)  
QF: 1988 (2A), 1989 (2A), 1991 (2A), 1998 (2A)  
RR: 2017 (3AN)  
RS: 2003 (2AE), 2006 (3AE), 2018 (3AN)

## Edmondson-Westside (15, 19-14)

CH: 2006 (2AN)  
RU: 1999 (2A)  
SF: 2000 (2A), 2002 (2A), 2011 (2AN), 2012 (2AN), 2016 (1AS)  
RR: 2007 (2AN), 2008 (2AN), 2013 (1AS), 2014 (1AS), 2015 (1AS)  
RS: 2004 (2AN), 2017 (2AN), 2018 (2AN)

## Albert Einstein (2, 0-2)

QF: 1998 (2A)  
RS: 2017 (4AW)

## Elkton (20, 20-19)

CH: 2000 (1A)  
RU: 1980 (B), 2016 (2AE)  
SF: 1978 (B), 1996 (1A), 1999 (1A), 2001 (1A), 2006 (1AE), 2007 (2AE), 2012 (2AE), 2018 (2AE)  
QF: 1992 (2A), 1994 (2A), 1997 (1A), 2002 (1A)  
RR: 2005 (1AE), 2015 (2AE)  
RS: 2003 (1AN), 2008 (2AE), 2017 (2AE)

## Fairmont Heights (10, 5-10)

RU: 1983 (A), 1987 (B)  
SF: 1985 (A)  
QF: 1989 (2A), 1998 (2A)  
RS: 2014 (1AN), 2015 (1AN), 2016 (1AN), 2017 (1AS)

## Fallston (5, 3-5)

RR: 2008 (3AE), 2010 (2AE), 2013 (2AE)  
RS: 2011 (2AE), 2014 (2AE)

## Charles H. Flowers (11, 8-11)

SF: 2011 (4AS)  
RR: 2003 (4AS), 2004 (4AS), 2005 (4AS), 2006 (4AS), 2008 (4AS), 2009 (4AS), 2018 (4AS)  
RS: 2010 (4AS), 2013 (4AS), 2016 (4AS), 2017 (4AS)

## Forest Park (12, 3-12)

QF: 1995 (2A), 1998 (1A), 2000 (1A), 2001 (1A)  
RR: 2009 (1AS), 2010 (1AS), 2012 (1AS)  
RS: 2004 (1AS), 2005 (1AS), 2006 (1AS), 2015 (1AS), 2017 (2AN)

## x-Forestville (16, 13-15)

CH: 1999 (1A)  
RU: 1988 (2A), 1998 (1A), 2000 (1A)  
SF: 1986 (2A), 2015 (1AN)  
QF: 1987 (2A), 1997 (1A)  
RR: 2006 (1AS)  
RS: 2007 (1AS), 2008 (1AS), 2009 (1AS), 2010 (1AS), 2012 (1AS), 2013 (1AN), 2014 (1AN)

## Fort Hill (33, 55-26)

CH: 1975 (A), 1997 (2A), 2013 (1AW), 2014 (1AW), 2015 (1AW), 2016 (1AW), 2018 (1AW)  
RU: 1986 (A), 1994 (2A), 1996 (2A), 1998 (2A), 2006 (1AW), 2008 (1AW), 2017 (1AW)  
SF: 1974 (A), 1977 (B), 1979 (B), 1984 (A), 1985 (A), 1987 (A), 1992 (2A), 1995 (2A), 2004 (2AW), 2010 (1AW), 2011 (1AW)  
QF: 1990 (2A), 1993 (2A), 2000 (2A)  
RR: 2007 (1AW), 2009 (1AW), 2012 (1AW)  
RS: 2003 (2AW), 2005 (1AW)

## Franklin (19, 24-16)

CH: 2013 (3AN), 2014 (3AN), 2018 (3AN)  
RU: 1978 (A), 2010 (3AN), 2016 (3AN)  
SF: 2006 (3AN)  
QF: 1985 (A), 1986 (A), 1987 (A), 1988 (3A), 1994 (3A)  
RR: 2009 (3AN), 2012 (3AN), 2015 (3AN)  
RS: 2007 (3AN), 2008 (3AN), 2011 (3AN), 2017 (3AN)

## Frederick (4, 3-4)

RU: 1985 (A)  
QF: 1986 (A), 1987 (A)  
RR: 2004 (3AW)

## Friendly (19, 19-14)

CH: 1974 (A), 1978 (A), 1983 (AA), 1998 (3A), 2006 (3AS)  
RU: 1977 (A), 1981 (AA)  
SF: 1980 (AA), 1988 (4A), 1997 (3A)  
QF: 1987 (AA), 1989 (4A), 1992 (4A)  
RR: 2004 (2AS), 2010 (3AS)  
RS: 2003 (2AS), 2005 (3AS), 2008 (3AS), 2012 (3AS)

## x-Friendship Academy of Engineering & Technology (FAET) (4, 2-4)

SF: 2015 (1AS)  
RS: 2013 (1AN), 2014 (1AN), 2016 (1AS)

## Gaithersburg (16, 20-13)

CH: 1986 (AA), 1992 (4A), 2000 (4A)  
RU: 1989 (4A), 1995 (4A), 1999 (4A)  
SF: 2001 (4A), 2002 (4A), 2010 (4AW)  
QF: 1997 (4A), 1998 (4A)  
RR: 2003 (4AW)  
RS: 2005 (4AW), 2006 (4AW), 2011 (4AW), 2013 (4AW)

## Glenn (18, 13-18)

RU: 2018 (2AS)  
SF: 1977 (B), 2000 (1A), 2014 (3AE), 2016 (3AE), 2017 (2AE)  
QF: 1985 (B), 1992 (2A), 2001 (2A), 2002 (2A)  
RR: 2003 (2AS), 2011 (2AS), 2015 (3AE)  
RS: 2004 (2AS), 2005 (2AS), 2006 (2AS), 2009 (2AS), 2013 (3AE)

## Great Mills (2, 1-2)

RU: 1981 (B)  
QF: 1989 (3A)

## Gwynn Park (17, 18-16)

CH: 2005 (3AS)  
RU: 2000 (2A), 2017 (2AN)  
SF: 1992 (3A), 2003 (3AE)  
QF: 1996 (3A), 2001 (3A), 2002 (3A)  
RR: 2004 (3AE), 2006 (3AS), 2009 (2AS), 2012 (2AS), 2013 (2AS), 2015 (2AS)  
RS: 2008 (2AS), 2011 (2AS), 2016 (2AS)

## Hammond (3, 1-3)

QF: 1985 (B)  
RR: 2010 (2AS)  
RS: 2013 (2AS)

## Hancock (4, 0-4)

QF: 1986 (C)  
RS: 2003 (1AW), 2004 (1AW), 2013 (1AW)

## Harford Technical (2, 2-2)

SF: 2017 (2AE)  
RS: 2018 (2AE)

## Havre de Grace (23, 32-20)

CH: 1978 (C), 1981 (C), 1986 (C)  
RU: 1985 (C), 1987 (C), 1988 (1A), 2010 (1AE), 2015 (1AE), 2016 (1AN)  
SF: 1979 (C), 1984 (C), 1995 (1A), 2006 (1AN), 2017 (1AE), 2018 (1AE)  
QF: 1992 (1A), 2002 (1A)  
RR: 2003 (1AN), 2008 (1AE), 2009 (1AE)  
RS: 2007 (1AE), 2011 (1AE), 2014 (1AE)

## Hereford (19, 27-16)

CH: 1997 (1A), 2001 (2A), 2002 (2A)  
RU: 2004 (2AN), 2007 (3AN)  
SF: 1996 (1A), 1998 (1A), 1999 (2A), 2000 (2A), 2008 (3AN), 2009 (3AN)  
RR: 2003 (2AN), 2006 (2AN), 2016 (2AN), 2017 (2AN)  
RS: 2010 (3AN), 2012 (3AN), 2014 (2AN), 2015 (2AN)

## x-Charles Hickey (3, 0-3)

QF: 1995 (1A), 1996 (1A), 1999 (1A)

## High Point (7, 5-7)

RU: 1983 (AA), 1991 (4A)  
SF: 1985 (AA), 1997 (4A)  
QF: 1986 (AA), 1990 (4A), 1994 (4A)

## Howard (13, 13-12)

CH: 1974 (B)  
RU: 1975 (B), 2015 (4AN)  
SF: 1999 (2A), 2014 (4AN), 2016 (4AN), 2017 (4AN)  
QF: 1993 (3A)  
RS: 2007 (3AE), 2008 (3AE), 2011 (3AE), 2013 (4AN), 2018 (4AN)

## Huntingtown (9, 14-9)

RU: 2009 (3AS), 2012 (3AS)  
SF: 2010 (3AS), 2011 (3AS), 2013 (3AS), 2018 (3AS)  
RS: 2007 (3AS), 2008 (3AS), 2014 (3AS)

## Governor Thomas Johnson (12, 13-11)

CH: 1982 (A)  
RU: 1997 (3A), 2011 (3AW)  
SF: 1994 (3A), 1996 (3A), 2007 (4AN), 2009 (4AN)  
QF: 1993 (3A), 1995 (3A)  
RS: 2006 (4AN), 2008 (4AN), 2010 (4AN)

## Joppatowne (17, 24-15)

CH: 1975 (C), 2003 (1AN)  
RU: 1974 (C), 1976 (C), 2001 (2A), 2004 (1AN), 2009 (1AE)  
SF: 1991 (1A), 1993 (1A), 2005 (2AE), 2007 (1AE)\*, 2008 (1AE)  
QF: 1989 (1A), 1990 (1A), 1992 (1A), 1994 (1A)  
RS: 2006 (2AE)  
(\* Later forfeited 2007 playoff season.)

## John F. Kennedy (5, 5-3)

CH: 1977 (B), 1984 (A)  
QF: 1992 (3A)  
RR: 2006 (3AW)  
RS: 2007 (3AW)

## Kent County (14, 13-12)

CH: 1989 (1A), 1990 (1A)  
RU: 1996 (1A)  
SF: 1987 (C), 1995 (1A), 2016 (1AE)  
QF: 1985 (C), 1986 (C), 1988 (1A), 1993 (1A), 1994 (1A)  
RR: 2014 (1AE)  
RS: 2013 (1AE), 2015 (1AE)

## Kent Island (10, 10-10)

SF: 2011 (2AE), 2013 (2AE), 2014 (2AE)  
RR: 2008 (2AE), 2009 (2AE), 2012 (2AE), 2017 (2AE)  
RS: 2010 (2AE), 2015 (2AE), 2016 (2AE)

## Kenwood (2, 0-2)

SF: 1975 (AA)  
QF: 1992 (3A)

## Francis Scott Key (5, 1-5)

SF: 1976 (B)  
QF: 2000 (2A)  
RR: 2004 (2AW)  
RS: 2005 (2AW), 2006 (2AW)

## La Plata (2, 0-2)

QF: 1993 (3A), 1994 (3A)

## Henry E. Lackey (15, 16-14)

CH: 1986 (B)  
RU: 2003 (3AS), 2004 (3AS)  
SF: 2007 (3AS), 2017 (1AS)  
QF: 1987 (A), 1989 (3A), 1993 (2A)  
RR: 2005 (3AS), 2008 (3AS), 2013 (3AS)  
RS: 2006 (3AS), 2009 (3AS), 2016 (2AS), 2018 (1AS)

## Lake Clifton (10, 1-10)

SF: 1996 (4A)  
QF: 1997 (4A), 1999 (4A), 2000 (4A)  
RS: 2003 (4AN), 2005 (3AN), 2009 (2AN), 2011 (2AN), 2014 (1AS), 2018 (1AN)

## Largo (6, 5-5)

CH: 1976 (A)  
RU: 1994 (4A)  
SF: 1991 (4A)  
QF: 1992 (4A), 1995 (4A)  
RS: 2018 (1AS)

## Laurel (3, 3-2)

CH: 1987 (A)  
QF: 1990 (3A), 1992 (4A)

## Reginald Lewis (6, 3-6)

RR: 2016 (1AS), 2017 (1AN), 2018 (1AN)  
RS: 2008 (1AS), 2011 (1AN), 2012 (1AS)

## Liberty (6, 1-6)

RR: 2014 (2AW)  
RS: 2007 (2AW), 2008 (2AW), 2016 (2AW), 2017 (2AW), 2018 (2AW)

## Linganore (22, 37-16)

CH: 1989 (3A), 1991 (3A), 1995 (2A), 2003 (3AW), 2009 (3AW), 2017 (3AW)  
RU: 1987 (A), 1992 (3A), 2002 (3A), 2008 (4AN), 2013 (3AW), 2018 (3AW)  
SF: 1980 (C)  
QF: 1986 (B)  
RR: 2014 (3AW)  
RS: 2005 (3AW), 2006 (3AW), 2007 (4AN), 2010 (3AW), 2011 (3AW), 2015 (3AW), 2016 (3AW)

## Loch Raven (7, 1-7)

RU: 1981 (A)  
SF: 1974 (A), 1977 (A), 1979 (A), 1984 (A)  
RS: 2003 (1AN), 2005 (2AN)

## Long Reach (6, 2-6)

SF: 2017 (3AE)  
QF: 1997 (2A)  
RS: 2004 (3AE), 2005 (3AE), 2016 (3AE), 2018 (3AE)

## Col. Zadok Magruder (6, 8-4)

CH: 1984 (B), 1986 (A)  
RU: 1989 (3A)  
SF: 1988 (3A)  
RS: 2007 (4AW), 2015 (3AS)

## Manchester Valley (3, 2-3)

RR: 2012 (1AN), 2015 (1AN)  
RS: 2013 (1AW)

## Marriotts Ridge (2, 0-2)

RS: 2014 (2AS), 2015 (2AW)



# MPSSAA Football Championships (Tournament History 1974-2018)

## McDonough (14, 18-10)

CH: 1983 (A), 1985 (A), 1990 (3A), 2010 (2AS)  
 RU: 1991 (3A), 2006 (2AS)  
 SF: 1986 (A)  
 QF: 1988 (3A)  
 RS: 2004 (3AS), 2005 (2AS), 2007 (2AS), 2009 (2AS), 2012 (2AS), 2016 (1AN)

## Meade (10, 7-10)

SF: 1977 (A), 1982 (AA), 1986 (AA), 1995 (4A), 2001 (4A), 2012 (4AE), 2013 (4AE)  
 QF: 1987 (AA), 1996 (4A)  
 RS: 2017 (4AE)

## Mergenthaler Vo-Tech (8, 3-8)

SF: 2018 (4AN)  
 QF: 2000 (4A)  
 RR: 2016 (4AN)  
 RS: 2006 (3AN), 2007 (3AN), 2008 (3AN), 2014 (4AN), 2015 (4AN)

## Middletown (22, 32-19)

CH: 2011 (2AW), 2012 (2AW), 2013 (2AW)  
 RU: 1981 (C), 1991 (2A), 2002 (2A), 2010 (2AW)  
 SF: 1996 (2A), 1997 (2A), 1998 (2A), 2001 (2A), 2006 (2AW), 2009 (2AW)  
 QF: 1985 (B), 1986 (B), 1988 (2A), 1995 (2A), 1999 (2A)  
 RR: 2005 (2AW), 2007 (2AW), 2008 (2AW), 2016 (2AW)

## Milford Mill Academy (19, 17-18)

CH: 1987 (C)  
 RU: 1983 (B), 2017 (3AN)  
 SF: 1985 (B), 1989 (1A), 1991 (1A), 2005 (3AN), 2012 (3AN)  
 QF: 1988 (1A), 1993 (1A), 1995 (2A), 1997 (3A), 1999 (3A)  
 RR: 2008 (3AN), 2013 (3AN), 2016 (3AN)  
 RS: 2004 (3AN), 2014 (3AN), 2018 (3AN)

## Richard Montgomery (9, 4-8)

CH: 1981 (A)  
 SF: 2001 (3A)  
 QF: 1985 (A)  
 RR: 2016 (4AW)  
 RS: 2004 (4AW), 2005 (4AW), 2015 (4AW), 2017 (4AW), 2018 (4AW)

## Mount Hebron (4, 1-4)

RU: 1982 (C)  
 SF: 1980 (C)  
 RS: 2003 (3AE), 2012 (3AE)

## Mountain Ridge (2, 1-2)

RR: 2010 (1AW)  
 RS: 2011 (1AW)

## National Academy Foundation (NAF) (2, 0-2)

RS: 2015 (1AS), 2016 (1AS)

## New Town (7, 6-7)

RU: 2012 (1AS)  
 SF: 2018 (2AN)  
 RR: 2006 (1AN)  
 RS: 2008 (1AN), 2009 (1AN), 2010 (1AN), 2011 (1AN)

## North Carolina (8, 4-8)

SF: 2015 (2AE)  
 RR: 2016 (2AE), 2018 (2AE)  
 RS: 2003 (1AE), 2004 (1AE), 2005 (2AE), 2009 (2AE), 2017 (2AE)

## x-North Carroll (5, 2-5)

SF: 1978 (C)  
 RR: 2013 (1AW), 2014 (1AW)  
 RS: 2007 (4AN), 2015 (1AN)

## North County (8, 4-7)

CH: 1994 (4A)  
 SF: 1992 (4A)  
 QF: 1991 (4A), 1993 (4A), 1996 (4A)  
 RS: 2005 (4AE), 2007 (4AE), 2008 (4AE)

## North East - Cecil (2, 2-2)

SF: 1986 (B), 2002 (1A)

## North Hagerstown (5, 2-5)

QF: 1990 (3A)  
 RR: 2003 (2AW), 2006 (2AW)  
 RS: 2004 (2AW), 2012 (3AW)

## North Harford (8, 3-8)

RR: 2007 (3AE), 2010 (3AN), 2011 (3AN)  
 RS: 2005 (3AE), 2006 (3AE), 2009 (3AN), 2012 (3AN), 2016 (3AN)

## North Point (9, 6-9)

RU: 2018 (4AE)  
 SF: 2017 (4AE)  
 RR: 2011 (4AE)  
 RS: 2008 (2AS), 2009 (4AE), 2010 (4AE), 2014 (4AE), 2015 (4AE), 2016 (4AE)

## Northeast - AA (2, 0-2)

SF: 1981 (A)  
 RS: 2018 (3AE)

## Northern - Calvert (6, 5-6)

SF: 1988 (3A), 1989 (3A), 1990 (3A)  
 RR: 2017 (3AS), 2018 (3AS)  
 RS: 2003 (3AS)

## Northern - Garrett (11, 2-11)

SF: 1982 (C), 1992 (1A), 2000 (1A)  
 QF: 1990 (1A), 1991 (1A), 1999 (1A)  
 RS: 2004 (1AW), 2010 (1AW), 2014 (1AW), 2015 (1AW), 2016 (1AW)

## Northwest (14, 20-11)

CH: 2004 (3AW), 2013 (4AW), 2014 (4AW)  
 SF: 2002 (3A), 2006 (4AW), 2015 (4AW)  
 QF: 1999 (2A), 2000 (2A)  
 RR: 2012 (4AW), 2017 (4AW), 2018 (4AW)  
 RS: 2003 (3AW), 2008 (4AW), 2016 (4AW)

## x-Northwestern - B (4, 1-4)

RR: 2011 (1AN)\*  
 RS: 2008 (2AN), 2013 (1AS), 2014 (1AS)  
 (\*-Lost game, but advanced on forfeit.)

## Northwestern - PG (2, 1-2)

SF: 1998 (4A)  
 RS: 2003 (4AS)

## Northwood (3, 2-3)

RU: 1974 (A), 1982 (A)  
 SF: 1975 (A)

## Oakdale (4, 5-4)

CH: 2018 (2AW)  
 RR: 2016 (3AW)  
 RS: 2014 (2AW), 2015 (3AW), 2017 (2AW)

## Oakland Mills (16, 7-15)

CH: 1998 (1A)  
 RU: 1982 (B), 2001 (1A)  
 SF: 1978 (B), 1983 (B), 1984 (B), 1990 (3A)  
 QF: 1991 (2A), 1994 (2A), 1995 (2A), 2000 (1A), 2002 (1A)  
 RS: 2003 (1AS), 2014 (2AS), 2015 (2AW), 2018 (2AS)

## Old Mill (20, 17-18)

CH: 2009 (4AE), 2011 (4AE)  
 RU: 2014 (4AE)  
 SF: 2005 (4AE)  
 QF: 1990 (4A), 1991 (4A), 1999 (4A), 2000 (4A), 2001 (4A), 2002 (4A)  
 RR: 2004 (4AE), 2006 (4AE), 2012 (4AE), 2015 (4AE)  
 RS: 2003 (4AE), 2007 (4AE), 2008 (4AE), 2010 (4AE), 2013 (4AE), 2016 (4AE)

## Overlea (16, 9-16)

RU: 1988 (3A)  
 SF: 1983 (A), 1987 (A), 1989 (2A), 1991 (2A), 1992 (2A), 2011 (1AN)  
 QF: 1986 (A), 1990 (2A), 1993 (2A)  
 RR: 2005 (2AN)  
 RS: 2006 (2AN), 2012 (1AS), 2014 (2AN), 2016 (2AN), 2017 (1AN)

## Owings Mills (5, 1-5)

SF: 1990 (1A)  
 QF: 1986 (C), 1987 (C), 1997 (2A)  
 RS: 2012 (2AN)

## Oxon Hill (15, 10-14)

CH: 1982 (AA)  
 SF: 1984 (AA), 1986 (AA), 1989 (4A), 1990 (4A), 1991 (4A), 1993 (4A), 2017 (3AS)  
 QF: 1985 (AA), 1987 (AA), 1988 (4A), 1996 (4A)  
 RR: 2016 (3AS)  
 RS: 2004 (4AS), 2007 (4AS)

## Paint Branch (12, 9-11)

CH: 1975 (B)  
 RU: 1974 (B)  
 SF: 2013 (4AN)  
 QF: 1989 (3A), 1991 (4A), 1998 (4A), 2000 (3A)  
 RR: 2009 (4AW), 2014 (4AN), 2017 (4AN), 2018 (4AN)  
 RS: 2011 (4AN)

## Parkdale (6, 7-4)

CH: 1974 (AA), 2002 (4A)  
 RU: 1975 (AA)  
 QF: 1989 (4A), 2000 (4A)  
 RR: 2007 (4AS)

## Parkside (3, 1-3)

RR: 2007 (2AE)  
 RS: 2008 (2AE), 2018 (2AE)

## Parkville (3, 0-3)

RS: 2004 (4AN), 2005 (4AN), 2006 (4AN)

## Patapsco (1, 0-1)

RS: 2003 (3AN)

## Patterson (14, 10-14)

SF: 1994 (4A), 1999 (4A), 2004 (4AN), 2013 (2AN)  
 QF: 1993 (4A), 1995 (4A), 1996 (4A), 1998 (4A), 2001 (4A)  
 RR: 2003 (4AN), 2009 (4AN), 2010 (4AN), 2015 (2AN)  
 RS: 2005 (4AN)

## Patterson Mill (2, 0-2)

RS: 2010 (1AE), 2011 (2AE)

## Patuxent (10, 13-9)

CH: 2015 (2AS)  
 RU: 2001 (3A), 2013 (2AS)  
 RR: 2006 (2AS), 2007 (2AS), 2014 (2AS), 2016 (2AS)  
 RS: 2004 (4AE), 2011 (2AS), 2012 (2AS)

## Perry Hall (15, 8-15)

RU: 1974 (AA)  
 SF: 1993 (4A)  
 QF: 1989 (4A), 1992 (4A)  
 RR: 2004 (4AN), 2005 (4AN), 2006 (4AN), 2007 (4AN), 2008 (4AN), 2013 (4AN)  
 RS: 2003 (4AN), 2010 (4AN), 2011 (4AN), 2014 (4AN), 2017 (4AN)

## Perryville (8, 7-8)

RU: 2011 (1AE)  
 SF: 2012 (1AE)  
 QF: 1991 (1A), 1996 (1A)  
 RR: 2013 (1AE)  
 RS: 2004 (1AN), 2016 (1AE), 2018 (1AE)

## Pikesville (4, 2-4)

QF: 1999 (1A)  
 RR: 2008 (1AN), 2009 (1AN)  
 RS: 2005 (1AN)

## y-Pocumoke (1, 0-1)

SF: 1975 (C)

## Baltimore Polytechnic Institute (10, 4-10)

RU: 1993 (3A)  
 SF: 1997 (2A)  
 QF: 1994 (3A), 1998 (2A)  
 RR: 2011 (4AN)  
 RS: 2003 (2AN), 2004 (2AN), 2007 (2AN), 2008 (2AN), 2009 (3AN)

## Poolesville (13, 5-13)

RU: 1983 (C)  
 SF: 1974 (C), 1989 (1A)  
 QF: 1985 (C), 1988 (1A), 1996 (1A), 1997 (1A)  
 RR: 2003 (1AS), 2004 (1AS), 2005 (1AS)  
 RS: 2012 (2AW), 2013 (2AW), 2014 (2AW)

## Potomac (16, 18-14)

CH: 2004 (2AS), 2005 (2AS)  
 RU: 1995 (2A), 2003 (2AS)  
 SF: 2015 (3AS), 2016 (3AS)  
 QF: 1993 (2A), 1994 (2A), 1996 (2A), 2001 (2A)  
 RR: 2014 (3AS)  
 RS: 2009 (3AS), 2011 (3AS), 2012 (3AS), 2017 (3AS), 2018 (3AS)

## Queen Anne's (17, 9-14)

RU: 2009 (2AE)  
 SF: 2004 (1AE), 2008 (2AE), 2010 (2AE)  
 QF: 1985 (A), 1999 (2A)  
 RS: 2005 (2AE), 2006 (2AE), 2007 (2AE), 2012 (2AE), 2013 (2AE), 2014 (2AE), 2015 (2AE), 2016 (2AE)

## Quince Orchard (17, 31-14)

CH: 1991 (4A), 2007 (4AW), 2018 (4AW)  
 RU: 2011 (4AW), 2012 (4AW), 2016 (4AW), 2017 (4AW)  
 QF: 1993 (4A)  
 RR: 2005 (4AW), 2006 (4AW), 2008 (4AW), 2009 (3AW), 2010 (3AW), 2013 (4AW), 2014 (4AW), 2015 (4AW)  
 RS: 2004 (4AW)

## Randallstown (19, 14-17)

CH: 1984 (AA), 1990 (4A)  
 RU: 1979 (AA), 1980 (AA)  
 SF: 1975 (A), 1976 (A), 1988 (4A), 1989 (4A), 1998 (2A), 1999 (3A), 2003 (3AN)  
 QF: 1994 (3A), 1995 (3A), 1997 (2A), 2000 (3A), 2001 (3A)  
 RR: 2004 (3AN)  
 RS: 2013 (2AN), 2016 (2AN)

## Reservoir (4, 3-4)

SF: 2015 (3AE)  
 RR: 2013 (3AE)  
 RS: 2012 (3AE), 2014 (3AE)

# MPSSAA Football Championships (Tournament History 1974-2018)

**Colonel Richardson (3, 0-3)**  
RS: 2004 (1AE), 2017 (1AE), 2018 (1AE)

**Rising Sun (7, 2-7)**  
SF: 1977 (C), 1981 (C), 1990 (1A)  
QF: 2001 (1A)  
RR: 2006 (1AE)  
RS: 2004 (2AE), 2005 (1AE)

**River Hill (15, 29-11)**  
CH: 2007 (2AS), 2008 (2AS), 2011 (3AE), 2012 (3AE)  
RU: 2006 (3AE)  
SF: 2005 (3AE), 2009 (3AE), 2013 (3AE)  
RR: 2010 (3AE), 2014 (3AE), 2016 (3AE), 2018 (2AS)  
RS: 2003 (3AE), 2004 (3AE), 2017 (2AS)

**Rockville (5, 0-5)**  
QF: 1997 (2A)  
RS: 2007 (2AW), 2009 (2AW), 2010 (2AW), 2016 (3AS)

**Eleanor Roosevelt (19, 15-18)**  
CH: 1999 (4A)  
RU: 1996 (4A), 2001 (4A)  
SF: 2000 (4A), 2003 (4AS)  
QF: 1995 (4A)  
RR: 2010 (4AS), 2014 (4AS), 2015 (4AS), 2016 (4AS), 2017 (4AS)  
RS: 2004 (4AS), 2005 (4AS), 2006 (4AS), 2008 (4AS), 2009 (4AS), 2011 (4AS), 2012 (4AS), 2018 (4AS)

**Saint Charles (1, 0-1)**  
RS: 2018 (3AS)

**Seneca Valley (29, 43-17)**  
CH: 1976 (B), 1977 (A), 1979 (A), 1980 (A), 1987 (AA), 1992 (3A), 1993 (3A), 1994 (3A), 1997 (3A), 1998 (4A), 1999 (4A), 2002 (3A)  
SF: 1985 (AA), 1991 (3A), 1995 (4A), 1996 (4A), 2001 (3A), 2008 (3AW)  
QF: 1986 (AA), 1990 (4A)  
RR: 2005 (3AW), 2007 (3AW), 2015 (3AW)  
RS: 2003 (3AW), 2004 (3AW), 2006 (3AW), 2010 (3AW), 2011 (3AW), 2012 (3AW)

**Severna Park (11, 5-11)**  
SF: 1974 (AA), 1987 (AA), 1999 (4A)  
QF: 1988 (4A), 1990 (4A), 1994 (4A)  
RR: 2005 (3AE), 2006 (3AE), 2008 (4AE)  
RS: 2003 (3AS), 2004 (3AS)

**Sherwood (22, 29-19)**  
CH: 1995 (4A), 1996 (4A), 2008 (4AW)  
RU: 1979 (B), 2000 (4A), 2002 (4A), 2005 (4AN), 2006 (4AN)  
SF: 1980 (B), 1997 (4A), 1998 (4A), 2009 (4AW)  
QF: 1986 (A), 1994 (4A)  
RR: 2007 (4AW), 2010 (4AW), 2012 (4AN), 2013 (4AN), 2015 (4AN)  
RS: 2016 (4AN), 2017 (4AN), 2018 (4AN)

**Smithsburg (22, 22-17)**  
CH: 1976 (C), 1979 (C), 1984 (C), 1988 (1A), 1994 (1A)  
RU: 1975 (C), 1989 (1A), 1990 (1A), 1991 (1A)  
SF: 1974 (B), 1977 (C), 1978 (C), 1985 (C), 1987 (C)  
QF: 1992 (1A), 1993 (1A)  
RR: 2004 (1AW)  
RS: 2003 (1AW), 2007 (1AW), 2008 (1AW), 2009 (1AW), 2010 (1AW)

**Snow Hill (19, 13-17)**  
CH: 1980 (C), 1982 (C)  
RU: 1977 (C), 1978 (C), 2005 (1AE)  
SF: 1974 (C), 1976 (C), 1979 (C), 1994 (1A)  
QF: 1987 (C), 1997 (1A), 2001 (1A)  
RR: 2003 (1AE), 2004 (1AE), 2007 (1AE)  
RS: 2006 (1AE), 2009 (1AE), 2011 (1AE), 2012 (1AE)

**South Carroll (13, 13-13)**  
RU: 2005 (2AW)  
SF: 1980 (A), 1983 (A), 2003 (2AW), 2007 (1AN), 2014 (2AW)  
QF: 1988 (3A)  
RR: 2009 (2AW), 2010 (2AW), 2013 (2AW), 2015 (2AW)  
RS: 2011 (2AW), 2012 (2AW)

**South Hagerstown (4, 1-4)**  
SF: 2002 (1A)  
RS: 2013 (3AW), 2014 (3AW), 2018 (3AW)

**South River (9, 3-9)**  
RU: 1984 (A)  
SF: 1982 (A), 1986 (A)  
QF: 1985 (A), 1991 (3A)  
RR: 2018 (4AE)  
RS: 2006 (4AE), 2011 (4AE), 2012 (4AE)

**Southern - AA (6, 4-6)**  
RU: 1993 (2A)  
SF: 2006 (2AE)  
QF: 2002 (2A)  
RS: 2003 (2AS), 2004 (2AS), 2010 (2AS)

**Southern - Garrett (11, 6-11)**  
RU: 1979 (C), 1980 (C), 1995 (1A)  
SF: 1983 (C), 1984 (C), 1987 (B), 1988 (2A)  
QF: 1994 (1A), 2001 (1A)  
RS: 2017 (1AW), 2018 (1AW)

**x-Southside Academy (3, 0-3)**  
RS: 2006 (1AS), 2010 (1AS), 2011 (1AS)

**Sparrows Point (11, 2-11)**  
SF: 1976 (B), 1981 (B)  
QF: 1987 (C), 1988 (1A), 1989 (1A)  
RR: 2004 (1AN), 2013 (1AN)  
RS: 2006 (1AN), 2007 (1AN), 2009 (1AN), 2010 (1AN)

**Springbrook (13, 21-7)**  
CH: 1979 (AA), 1980 (AA), 1981 (AA), 1985 (AA), 1988 (4A), 1989 (4A)  
RU: 1986 (AA), 1987 (AA)  
SF: 1990 (4A), 1994 (4A)  
RS: 2003 (4AW), 2009 (4AW), 2010 (4AW)

**Thomas Stone (12, 7-12)**  
RU: 1980 (A), 1999 (3A)  
SF: 1981 (A), 1982 (A), 2014 (3AS)  
QF: 1987 (A), 1992 (3A), 1996 (3A)  
RR: 2003 (4AE), 2017 (2AS)  
RS: 2005 (4AE), 2015 (2AS)

**Sutland (18, 18-17)**  
CH: 2004 (4AS), 2006 (4AS)  
RU: 1997 (4A), 1998 (4A), 2013 (4AS)  
SF: 2007 (4AS)  
QF: 1999 (4A), 2002 (4A)  
RR: 2011 (4AS), 2012 (4AS)  
RS: 2003 (4AS), 2005 (4AS), 2008 (4AS), 2009 (4AS), 2010 (4AS), 2014 (4AS), 2017 (4AS), 2018 (4AS)

**Surrattsville (6, 7-6)**  
SF: 2013 (1AN), 2014 (1AN)  
RR: 2007 (1AS), 2011 (1AS), 2016 (1AN)  
RS: 2017 (1AS)

**Towson (1, 0-1)**  
RS: 2006 (3AN)

**Tuscarora (3, 0-3)**  
RS: 2008 (3AW), 2009 (3AW), 2016 (3AW)

**Urbana (15, 23-10)**  
CH: 1998 (2A), 1999 (2A), 2000 (2A), 2001 (3A), 2010 (4AN)  
SF: 2006 (3AW), 2012 (3AW)  
RR: 2003 (3AW), 2008(3AW), 2013 (3AW)  
RS: 2004 (3AW), 2005 (3AW), 2007 (3AW), 2009 (4AN), 2014 (3AW)

**x-Valley (2, 4-0)**  
CH: 1974 (C), 1977 (C)

**x-Walbrook (1, 0-1)**  
QF: 1997 (4A)

**Walkersville (14, 18-12)**  
CH: 1987 (B), 2016 (2AW)  
RU: 1986 (C), 1992 (2A), 2015 (2AW)  
SF: 1988 (2A)  
QF: 1990 (2A), 1996 (2A)  
RR: 2011 (2AW), 2012 (2AW), 2017 (2AW)  
RS: 2003 (2AW), 2004 (2AW), 2010 (2AW)

**Washington (2, 2-2)**  
SF: 2003 (1AE)  
QF: 1989 (1A)

**Watkins Mill (5, 3-4)**  
CH: 1993 (4A)  
QF: 1991 (3A), 1999 (4A)  
RS: 2015 (3AS), 2017 (3AW)

**Western STES (3, 2-3)**  
RR: 2005 (1AS), 2010 (1AN)  
RS: 2003 (2AN)

**Westlake (18, 12-17)**  
CH: 2008 (3AS)  
RU: 1996 (3A)  
QF: 1995 (3A), 1998 (3A), 1999 (3A), 2001 (3A)  
RR: 2003 (3AS), 2004 (3AS), 2007 (3AS), 2009 (3AS), 2011 (3AS), 2012 (3AS)  
RS: 2005 (3AS), 2006 (3AS), 2010 (3AS), 2013 (3AS), 2017 (2AS), 2018 (2AS)

**x-Westmar (3, 0-3)**  
QF: 1995 (1A), 1996 (1A), 2000 (1A)

**Westminster (8, 8-8)**  
RU: 1976 (A), 2005 (3AW)  
SF: 1981 (AA), 2012 (4AN)  
RR: 2017 (3AW), 2018 (3AW)  
RS: 2008 (4AN), 2013 (3AN)

**Wheaton (5, 6-4)**  
CH: 1996 (2A)  
RU: 1994 (3A)  
SF: 1979 (A), 1980 (A)  
RR: 2015 (3AS)

**Wait Whitman (6, 1-6)**  
RU: 1978 (AA)  
QF: 1988 (4A)  
RS: 2003 (4AW), 2007 (4AW), 2009 (4AW), 2010 (4AW)

**Wicomico (11, 4-11)**  
SF: 1991 (2A), 2002 (2A)  
QF: 1992 (2A), 2001 (2A)  
RR: 2006 (2AE), 2011 (2AE)  
RS: 2004 (2AE), 2007 (2AE), 2009 (2AE), 2010 (2AE), 2012 (2AE)

**Wilke Lake (18, 25-12)**  
CH: 1985 (B), 1990 (2A), 1991 (1A), 1992 (1A), 1997 (3A), 2010 (3AE)  
RU: 2008 (3AE)  
SF: 1989 (2A), 2007 (3AE)  
QF: 1986 (B), 1988 (2A), 1993 (1A), 1996 (2A), 1998 (3A), 1999 (3A), 2002 (3A)  
RS: 2009 (3AE), 2016 (3AE)

**Williamsport (1, 0-1)**  
RS: 2011 (2AW)

**Winters Mill (2, 0-2)**  
RS: 2005 (2AW), 2006 (2AW)

**Dr. Henry A. Wise, Jr. (10, 26-7)**  
CH: 2012 (4AS), 2015 (4AS), 2016 (4AS), 2017 (4AS)  
RU: 2009 (4AS), 2010 (4AS)  
SF: 2008 (4AS), 2018 (4AS)  
RS: 2011 (4AS), 2013 (4AS), 2014 (4AS)

**Woodlawn (13, 4-13)**  
RU: 1977 (AA)  
SF: 1976 (AA), 1979 (AA), 1980 (AA), 1981 (AA), 1982 (AA), 1983 (AA), 1997 (3A), 2003 (4AN)  
QF: 1993 (4A), 1996 (3A), 2002 (4A)  
RS: 2009 (4AN)

**Thomas Wootton (5, 2-5)**  
RU: 1990 (4A)  
SF: 1976 (A), 1978 (A)  
QF: 1991 (4A)  
RS: 2008 (4AW)

**C. Milton Wright (11, 7-11)**  
RU: 1990 (3A)  
SF: 1992 (3A), 1993 (3A), 1994 (3A), 1995 (3A), 1998 (3A)  
QF: 1988 (3A), 1989 (3A), 1991 (3A)  
RS: 2015 (3AN), 2017 (3AN)